



**TEREX AERIALS**

Milwaukee, Wisconsin

**FALCON 2570 RT**

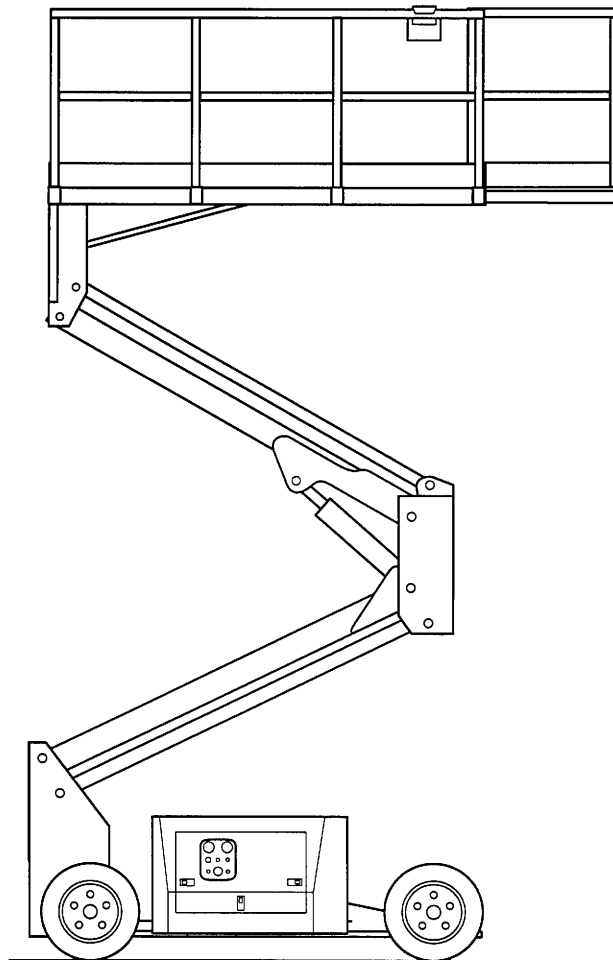
**VERTICAL LIFT**

S/N ECB 00150 and up

# ILLUSTRATED PARTS CATALOG

FOR MACHINE  
SERIAL NUMBER

\_\_\_\_\_



Art #A00.00732E

Part No. 89-757015 • Revision "0.1" dated Apr. '97 •

# TABLE OF CONTENTS

## INTRODUCTION

## PRIMARY MACHINE COMPONENT GROUPS

### SECTION 1: UNDERCARRIAGE

01.64: UNDERCARRIAGE ASSEMBLY

### SECTION 3: BOOM

03.55: BOOM ASSEMBLY

### SECTION 4: PLATFORM

04.74: PLATFORM ASSEMBLY

### SECTION 7: GROUND CONTROL BOX

07.60: GROUND CONTROL PANEL

### SECTION 8: ENGINE

08.58: ENGINE ASSEMBLY (ONAN P224)

### SECTION 9: PLATFORM CONTROL CONSOLE

09.68: PLATFORM CONTROL CONSOLE

### SECTION 11: CYLINDERS

11.59: STEER CYLINDER

11.64: LIFT CYLINDER

### SECTION 12: PUMP

12.53: TANDEM PUMP ASSEMBLY

### SECTION 23: MANIFOLD

23.57: TWO STAGE MANIFOLD ASSEMBLY

## **TABLE OF CONTENTS (CONTINUED)**

### **SECTION 24: HYDRAULIC TANK**

**24.66:** HYDRAULIC TANK ASSEMBLY

### **SECTION 25: FUEL TANK**

**25.52:** FUEL TANK ASSEMBLY

### **SECTION 26: MOTORS**

**26.52:** WHEEL MOTOR ASSEMBLY

**26.57:** WHEEL MOTOR ASSEMBLY

### **SECTION 27: VALVES**

**27.62:** FLOW DIVIDER VALVES

**27.63:** MOTION CONTROL VALVE

**27.64:** PROPORTIONAL VALVE

**27.65:** PRESSURE/ RETURN VALVE

**27.66:** BRAKE RELEASE VALVE

### **SECTION 99: DECALS**

**99.76:** DECALS

## INTRODUCTION

This Illustrated Parts Catalog is designed to help you identify and order the correct replacement parts for use on SIMON FALCON 2570 VERTICAL LIFT PLATFORMS with LINK BOOM . . . SERIAL NUMBER ECB 00150 AND ABOVE. All parts represented here are manufactured and supplied in accordance with Simon Aerials quality standards. We recommend that you use GENUINE SIMON AERIALS PARTS to insure maximum SAFETY and PERFORMANCE.

Prices for all parts listed in this Catalog can be found in a separate Spare Parts Price List. Please contact Simon Aerials Parts Department for the latest edition of the Spare Parts Price List.

## HOW TO USE THIS CATALOG

The Cover Page indicates the specific model or models covered by this Parts Catalog.

The "Table of Contents" pages list the specific sections, pages and page titles that are relevant to this model, and contained in this Catalog. Only those pages that refer specifically to the FALCON 2570 are included in this Catalog.

The "Primary Machine Component Groups" page illustrates the three major assemblies, along with their "Section" number.

The Parts Catalog is divided into "Sections", numbered from 1 through 99. Each section contains the individual parts that make up a major component, assembly or item. The first three sections (1,3 and 4) contain the major assemblies, or "Primary Machine Component Groups". Sections that follow contain sub-assemblies or components of these "major" assemblies.

If a part number is followed by a plate number in the "SEE SECTION" column, refer to the plate indicated for a further breakdown of components for that part number. Items with indented descriptions are components of the non-indented item directly above.

When selecting parts for a specific machine, be sure to verify the machine model number, and serial number or date code (found on the data plate). When ordering parts, always give:

1. Model and Serial Number
2. Item Part Number and Description
3. Order Quantity

If a part number is not listed for a selected item, please provide this additional information:

4. Parts Plate number, Item Number and Description of the desired item, OR
5. Part Number of the next assembly (Parent Part), if the desired item is not listed.

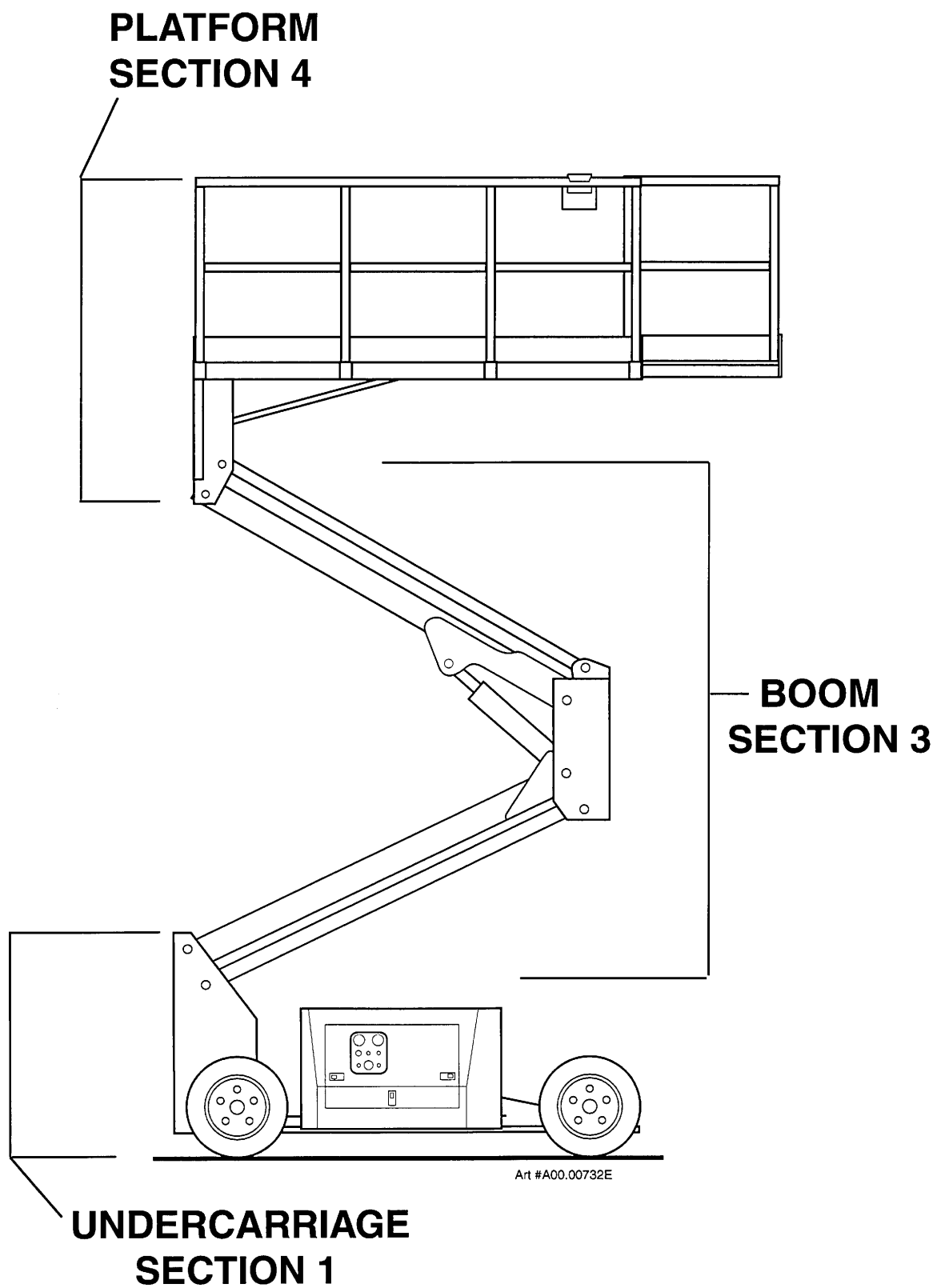
Some assembled items, such as hydraulic cylinders, may have been supplied by more than one source. While the assemblies may be able to be used interchangeably, FOR SAFETY'S SAKE, do not mix components or repair kits. Please confirm the make of the assembly on the unit before ordering or installing replacement parts.

Left and right-hand, front and rear should be determined as though you are standing on the Platform, with the steering wheels to the front. All dimensions are in inches unless otherwise specified.

SIMON AERIALS INC. reserves the right to change, improve, modify or expand features of its equipment. Therefore, specifications, models or equipment are subject to change without notice, and without incurring obligation to change, improve, modify or expand features of previously delivered units.

All SIMON AERIALS INC. manuals are periodically updated to reflect changes that occur in the equipment. Please contact Simon Aerials Customer Service Department with any questions you may have regarding your particular machine, or the availability of more recent manuals.





DESCRIPTION	PART NO.
PRIMARY MACHINE COMPONENT GROUPS	

## PARTS LIST

ITEM	PART NO	SEE SECTION	DESCRIPTION	QTY.
1	222 5420		UNDERCARRIAGE WELDMENT	1
2	218 1760		MOTOR MOUNT, FRONT (right)	1
3	217 3280		MOTOR MOUNT, FRONT (left)	1
4	24-101102		FITTING, GREASE (Drive type)	1
5	08-068400		BEARING, SLEEVE (1/2" I.D., 3/4" O.D., 3/4" long, modify by cutting to 11/16" long.)	1
6	08-066800		BEARING, SLEEVE (1-1/2" I.D., 1-3/4" O.D., 1-1/2" long)	4
7	08-068200		BEARING, THRUST (1-1/2" I.D., 2" O.D., 1/8" thick)	2
8	218 1790		PIN, SPINDLE (King pin)	4
9	08-050000		FITTING, GREASE (1/8", straight)	4
10	08-066300		CAP, GREASE FITTING (White plastic)	5
11	07-003045		CAP SCREW, HEX HEAD (3/8"-16 x 1", Grade 5)	12
12	07-065016		WASHER, HELICAL LOCK (3/8"-16)	12
13	218 3470		CLAMP, HOSE (#6, Steel, two piece)	2
14	07-003031		CAP SCREW, HEX HEAD (5/16"-18 x 2-1/2", Grade 5)	2
15	07-065015		WASHER, HELICAL LOCK (5/16"-18)	2
16	01-205400		MOTOR, DRIVE (Marked "RE-32203100") (includes nut)	2
17			NUT, CASTELLATED	1
18	221 9860		KEY, STEP (3/8" to 5/16")	2
19	06-040000		ADAPTER, "O"-RING TO 37° (6-10 F5OX-S)	4
20	07-003100		CAP SCREW, HEX HEAD (1/2"-13 x 5-1/2", Grade 5)	8
21	07-065018		WASHER, HELICAL LOCK (1/2"-13)	8
22	07-058400		NUT, LOCK (1/2"-13, Grade 8)	8
23	223 0720		SPACER, HUB (1-1/2" I.D., 2-1/4" O.D. x 1/4" thick)	2
24	02-105100		HUB, FRONT WHEEL (1-1/2" taper bore) (includes studs)	2
25			STUD, FRONT WHEEL MOUNTING (1/2"-20 x 1.82")	5
26	07-070507		PIN, COTTER (1/8" x 1-3/4")	2

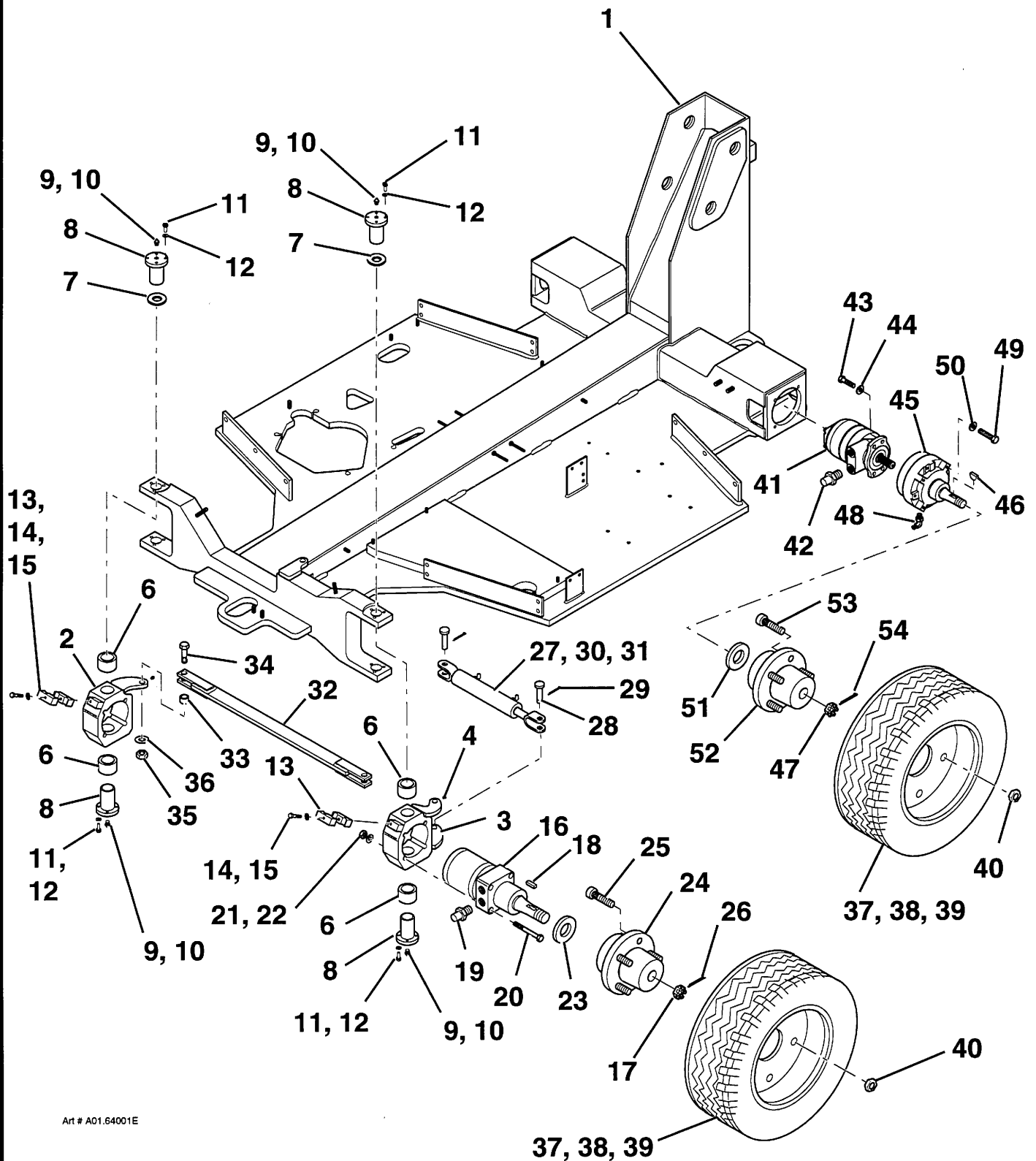
**TITLE** UNDERCARRIAGE, FALCON 2570 (WITH LINK BOOM) (PLATE 1 OF 5)

**PLATE NO.** 01.64

**SIMON AERIALS INC.**

NEW 18 DEC., 1995

**PART NO.** 354 3880



Art # A01.64001E

TITLE UNDERCARRIAGE, FALCON 2570 (WITH LINK BOOM) (PLATE 1 OF 5)

**SIMON AERIALS INC.**

NEW 18 DEC., 1995

PART  
NO.

354 3880

PLATE  
NO.

01.64

## PARTS LIST

ITEM	PART NO	SEE SECTION	DESCRIPTION	QTY.
27	See plate . .	11. - -	CYLINDER, STEER	1
28	07-091900		PIN, CLEVIS (3/4" x 2")	2
29	07-070506		PIN, COTTER (1/8" x 1-1/4")	2
30	06-309200		RESTRICTOR (.047" [1.19 mm] orifice)	2
31	06-044400		90° ELBOW, STRAIGHT THREAD (4-6 C5OX-S)	2
32	217 3290		ROD, TIE	1
33	08-068400		BEARING, SLEEVE (1/2" I.D., 3/4" O.D., 3/4" long)	2
34	07-003089		CAP SCREW, HEX HEAD (1/2"-13 x 2", Grade 5)	2
35	07-058400		NUT, LOCK (1/2"-13, Grade 8)	2
36	07-061018		WASHER, FLAT (1/2" SAE)	2
37			WHEEL AND TIRE ASSEMBLY	4
	354 3670		(Standard air filled)	
	354 3680		(Optional liquid filled)	
	354 3690		(Optional foam filled)	
38	32-101105		WHEEL ASSEMBLY (15" dia. x 10" wide)	1
39	32-101100		TIRE (29 x 12.5-15, 6 Ply, All Terrain)	1
40	07-090134		NUT, LUG (1/2"-20, 90° taper)	20
41	01-108500		MOTOR, DRIVE (RE-32, 1-1/4" shaft, 14 tooth spline)	2
42	06-040000		ADAPTER, "O"-RING TO 37° (6-10 F5OX-S)	4
43	07-004087		CAP SCREW, HEX HEAD (1/2"-13 x 1-1/2", Grade 8)	8
44	07-105500		WASHER, HELICAL LOCK (1/2", Heavy duty)	8
45	01-110900		BRAKE (Mico, 1-1/4" shaft, 14 tooth spline)	2
46	07-102300		KEY, WOODRUFF (3/8")	1
47	12-100918		NUT, CASTELLATED	1
48	06-044300		90° ELBOW, STRAIGHT THREAD (4 C5OX-S)	2
49	07-004095		CAP SCREW, HEX HEAD (1/2"-13 x 3-1/2", Grade 8)	8
50	07-105500		WASHER, HELICAL LOCK (1/2", Heavy duty)	8
51	223 0730		SPACER, HUB (1-1/2" I.D., 2-1/4" O.D. x 5/16" thick)	2
52	02-105100		HUB, REAR WHEEL (1-1/2" taper bore) (includes studs)	2
53			STUD, REAR WHEEL MOUNTING (1/2"-20 x 1.82")	5
54	07-070507		PIN, COTTER (1/8" x 1-3/4")	2

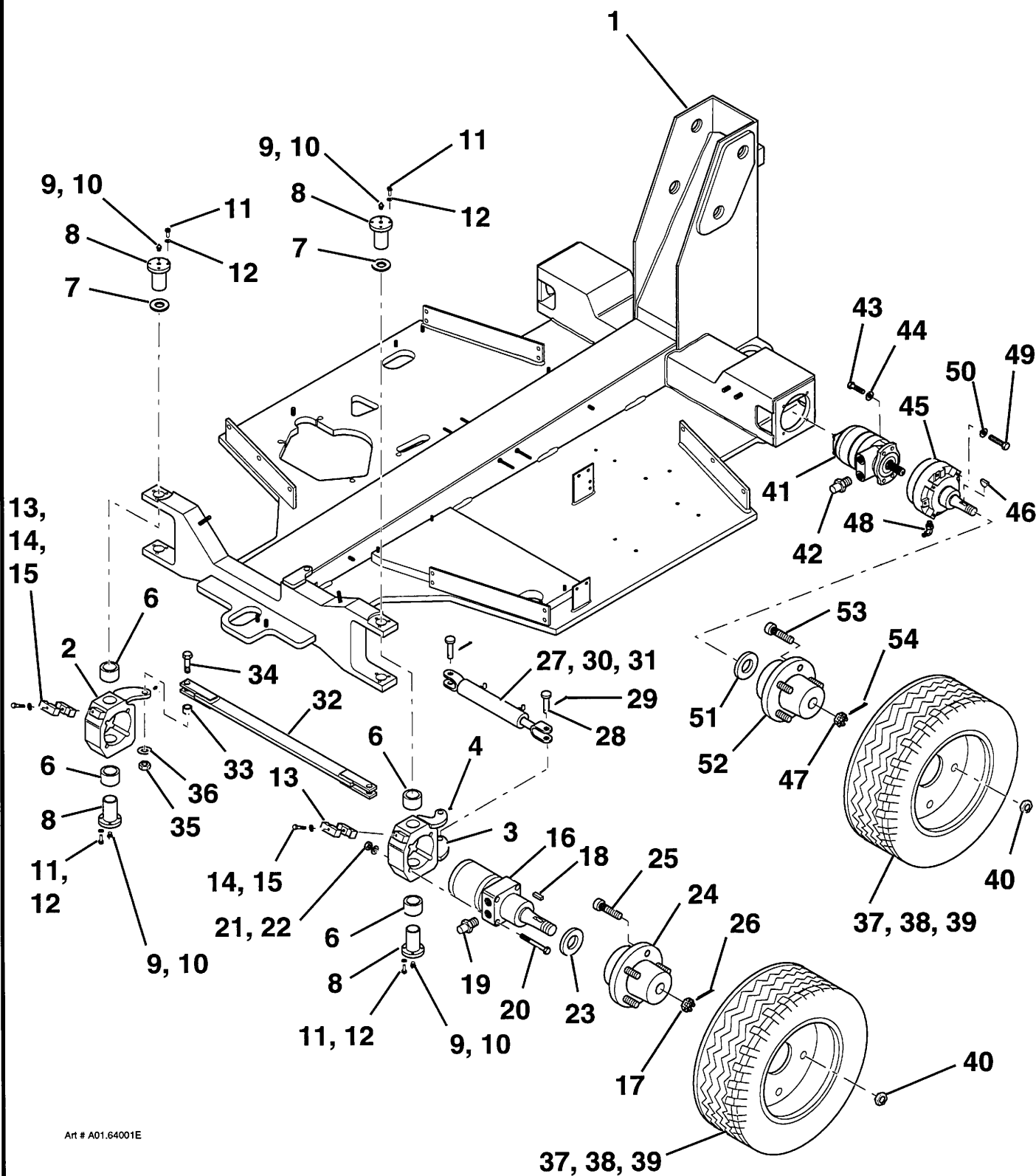
**TITLE** UNDERCARRIAGE, FALCON 2570 (WITH LINK BOOM) (PLATE 2 OF 5)

**PLATE NO.** 01.64

**SIMON AERIALS INC.**

NEW 18 DEC., 1995

**PART NO.** 354 3880



TITLE UNDERCARRIAGE, FALCON 2570 (WITH LINK BOOM) (PLATE 2 OF 5)

**SIMON AERIALS INC.**

NEW 18 DEC., 1995

PART  
NO.

354 3880

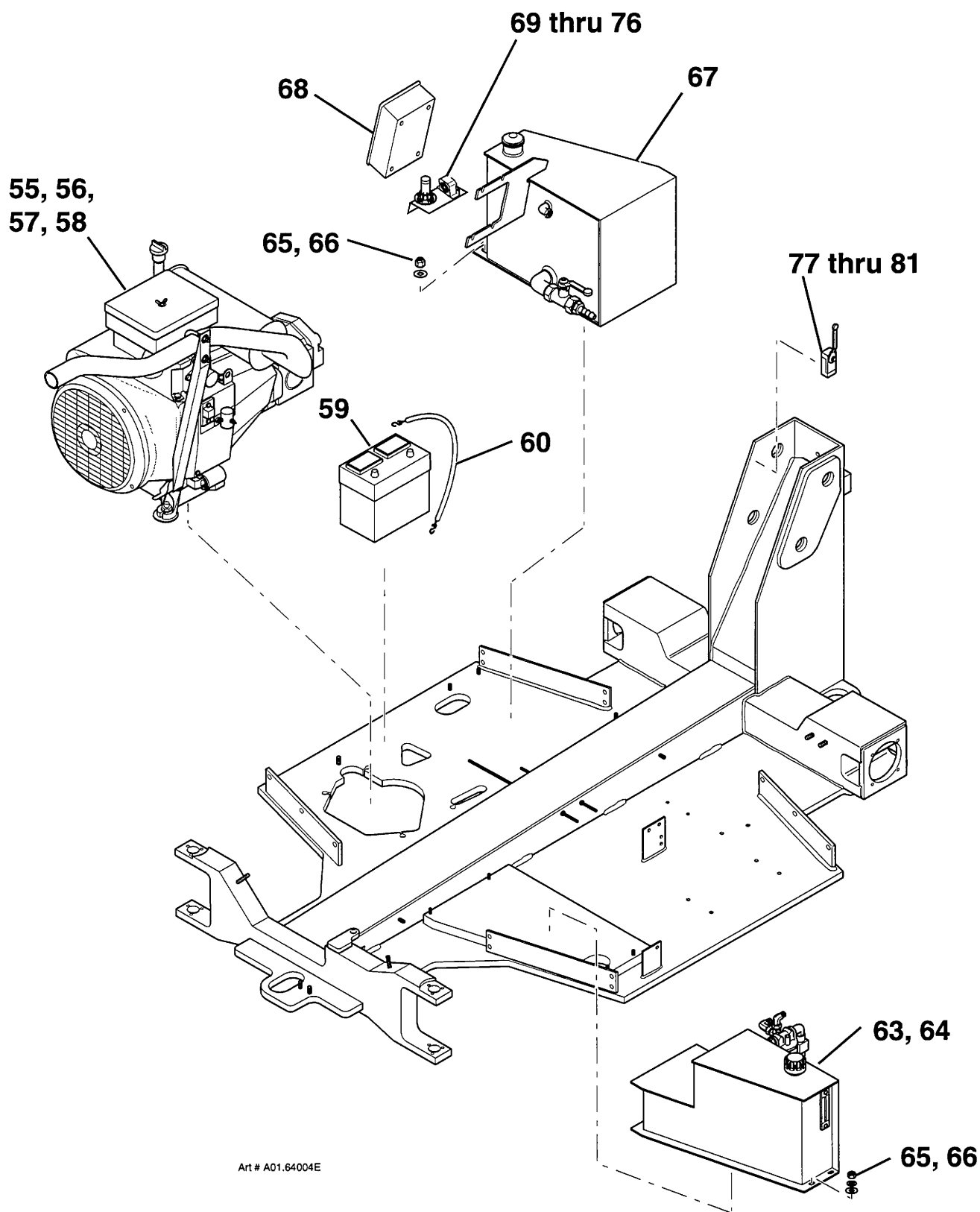
PLATE  
NO.

01.64



PARTS LIST				
ITEM	PART NO	SEE SECTION	DESCRIPTION	QTY.
55	See plate . .	08. - -	ENGINE ASSEMBLY	1
56	07-003089		CAP SCREW, HEX HEAD (1/2"-13 x 2", Grade 5)	3
57	07-062018		WASHER, FLAT (1/2")	3
58	07-058400		NUT, LOCK (1/2"-13, Grade 8)	3
59	03-010001		BATTERY (12 Volt DC, 95 Amp)	1
60	03-619100		STRAP, BATTERY HOLD DOWN	1
61	03-070100		CABLE, BATTERY (Black, 12" [305 mm] long, #4 AWG)	1
62	03-488600		CABLE, BATTERY (Red, 30" [.76 M] long, #2 AWG)	1
63	230 0130	24. - -	TANK ASSEMBLY, HYDRAULIC (14 Gal. [53 L] capacity)	1
64	01-081501		ELEMENT, RETURN FILTER (10 Micron)	1
65	07-050014		NUT, HEX STOP (1/4"-20, Grade 5)	7
66	07-062014		WASHER, FLAT (1/4")	7
67	218 4850	25. - -	TANK ASSEMBLY, FUEL (13.2 Gal. [50.0 L] capacity)	1
68	See plate . .	07. - -	PANEL ASSEMBLY, GROUND CONTROL	1
69	-----		BRACKET, ALARM MOUNTING	1
70	-----		SENSOR, LEVEL	1
71	07-050014		NUT, LOCK (1/4"-20, Grade 5)	2
72	07-062014		WASHER, FLAT (1/4")	2
73	07-062015		WASHER, FLAT (5/16")	2
74	-----		HORN, TRAVEL ALARM	1
75	07-050014		NUT, LOCK (1/4"-20, Grade 5)	2
76	07-062014		WASHER, FLAT (1/4")	4
77	03-493700		SWITCH, LIMIT (with one normally open, and one normally closed contact)	1
78	03-612100		ARM, LIMIT SWITCH (3")	1
79	03-041000		GRIP, CORD (Plastic)	1
80	07-008354		CAP SCREW, SOCKET HEAD (#10-24 x 1-1/4", Grade 8)	2
81	03-085200		CABLE, ELECTRICAL (2 conductor, #16 AWG) (Limit switch) (Bulk item, order as needed. 12 Ft [3.66 M] needed here)	A.R.
82	03-603200		CABLE, ELECTRICAL (8 conductor, #16 AWG) (Engine) (Bulk item, order as needed. 8 Ft [2.44 M] needed here)	A.R.
83	03-608700		CABLE, ELECTRICAL (20 conductor, #16 AWG) (Ground control to platform) (Bulk item. 55 Ft [16.8 M] needed)	A.R.
84	10-150800		LOOM, WIRE (3/4") (Bulk item. 12 Ft [3.66 M] needed here)	A.R.
TITLE UNDERCARRIAGE, FALCON 2570 (WITH LINK BOOM) (PLATE 3 OF 5)				
PLATE NO.	01.64	SIMON AERIALS INC.		PART NO. 354 3880

NEW 18 DEC., 1995



TITLE UNDERCARRIAGE, FALCON 2570 (WITH LINK BOOM) (PLATE 3 OF 5)

**SIMON AERIALS INC.**

NEW 18 DEC., 1995

PART  
NO.

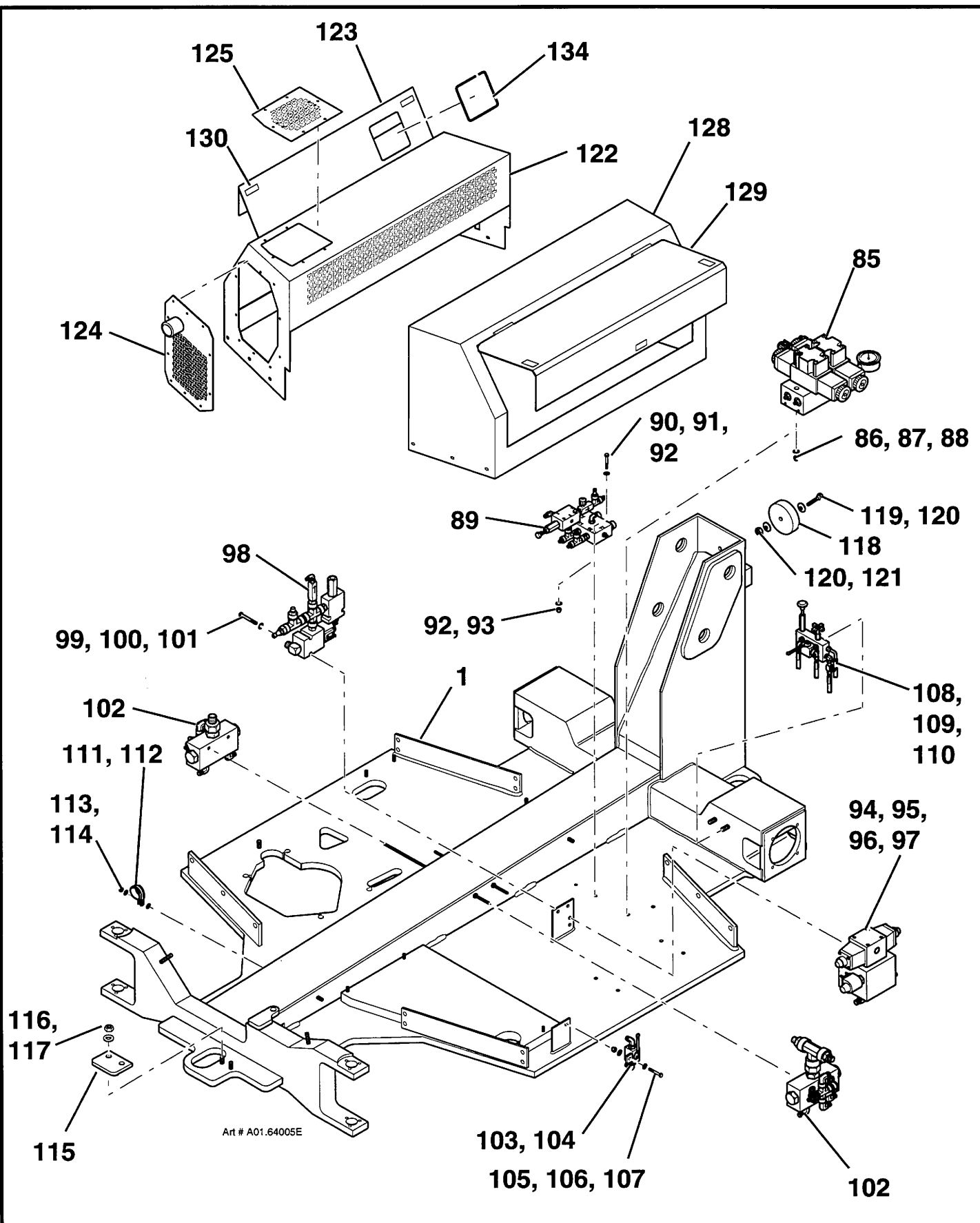
354 3880

PLATE  
NO.

01.64

PARTS LIST				
ITEM	PART NO	SEE SECTION	DESCRIPTION	QTY.
85	354 3970	23.57	MANIFOLD ASSEMBLY, VALVE	1
86	07-003033		CAP SCREW, HEX HEAD (5/16"-18 x 3", Grade 5)	2
87	07-062015		WASHER, FLAT (5/16")	2
88	07-050015	27.63	NUT, HEX LOCK (5/16"-18, Grade 5)	2
89	354 3980		MOTION CONTROL VALVE ASSEMBLY	1
90	07-003012		CAP SCREW, HEX HEAD (1/4"-20 x 3", Grade 5)	1
91	07-003017		CAP SCREW, HEX HEAD (1/4"-20 x 4", Grade 5)	1
92	07-062014		WASHER, FLAT (1/4")	6
93	07-050014		NUT, LOCK (1/4"-20, Grade 5)	2
94	354 3990	27.64	PROPORTIONAL VALVE ASSEMBLY	1
95	07-003045		CAP SCREW, HEX HEAD (3/8"-16 x 1", Grade 5)	2
96	07-065016		WASHER, HELICAL LOCK (3/8"-16)	2
97	07-062016	27.65	WASHER, FLAT (3/8")	2
98	354 3630		PRESSURE/ RETURN ASSEMBLY	1
99	07-003011		CAP SCREW, HEX HEAD (1/4"-20 x 2-1/2", Grade 5)	2
100	07-062014	27.62	WASHER, FLAT (1/4")	10
101	07-050014		NUT, LOCK (1/4"-20, Grade 5)	2
102	See Plate . .		VALVE, FLOW DIVIDER	2
103	222 0160		VALVE, EMERGENCY LOWERING	1
104	06-003500		90° ELBOW, MALE 37° TO NPT (4-4 CTX-S)	2
105	07-003025		CAP SCREW, HEX HEAD (5/16"-18 x 1", Grade 5)	1
106	07-062015	27.66	WASHER, FLAT (5/16")	2
107	07-050015		NUT, HEX LOCK (5/16"-18, Grade 5)	1
108	01-209800		MANIFOLD, BRAKE RELEASE (Hand emergency pump)	1
109	07-062014		WASHER, FLAT (1/4")	24
110	07-050014		NUT, HEX LOCK (1/4"-20, Grade 5)	2
111	10-061600		CLAMP, LOOP (G-16, 1")	2
112	10-061200		CLAMP, LOOP (G-12, 3/4")	1
113	07-062014		WASHER, FLAT (1/4")	4
114	07-050014		NUT, LOCK (1/4"-20, Grade 5)	2
115	230 8260		PAD, MID POST REST	1
116	07-050014		NUT, LOCK (1/4"-20, Grade 5)	2
117	07-062014		WASHER, FLAT (1/4")	2
118	230 2180		PAD, PLATFORM REST	1
119	07-003092		CAP SCREW, HEX HEAD (1/2"-13 x 2-3/4", Grade 5)	1
120	07-062018		WASHER, FLAT (1/2")	2
121	07-058400		NUT, LOCK (1/2"-13, Grade 8)	1
TITLE UNDERCARRIAGE, FALCON 2570 (WITH LINK BOOM) (PLATE 4 OF 5)				
PLATE NO.	01.64	SIMON AERIALS INC.		PART NO. 354 3880
NEW 18 DEC., 1995				





TITLE UNDERCARRIAGE, FALCON 2570 (WITH LINK BOOM) (PLATE 4 OF 5)

**SIMON AERIALS INC.**

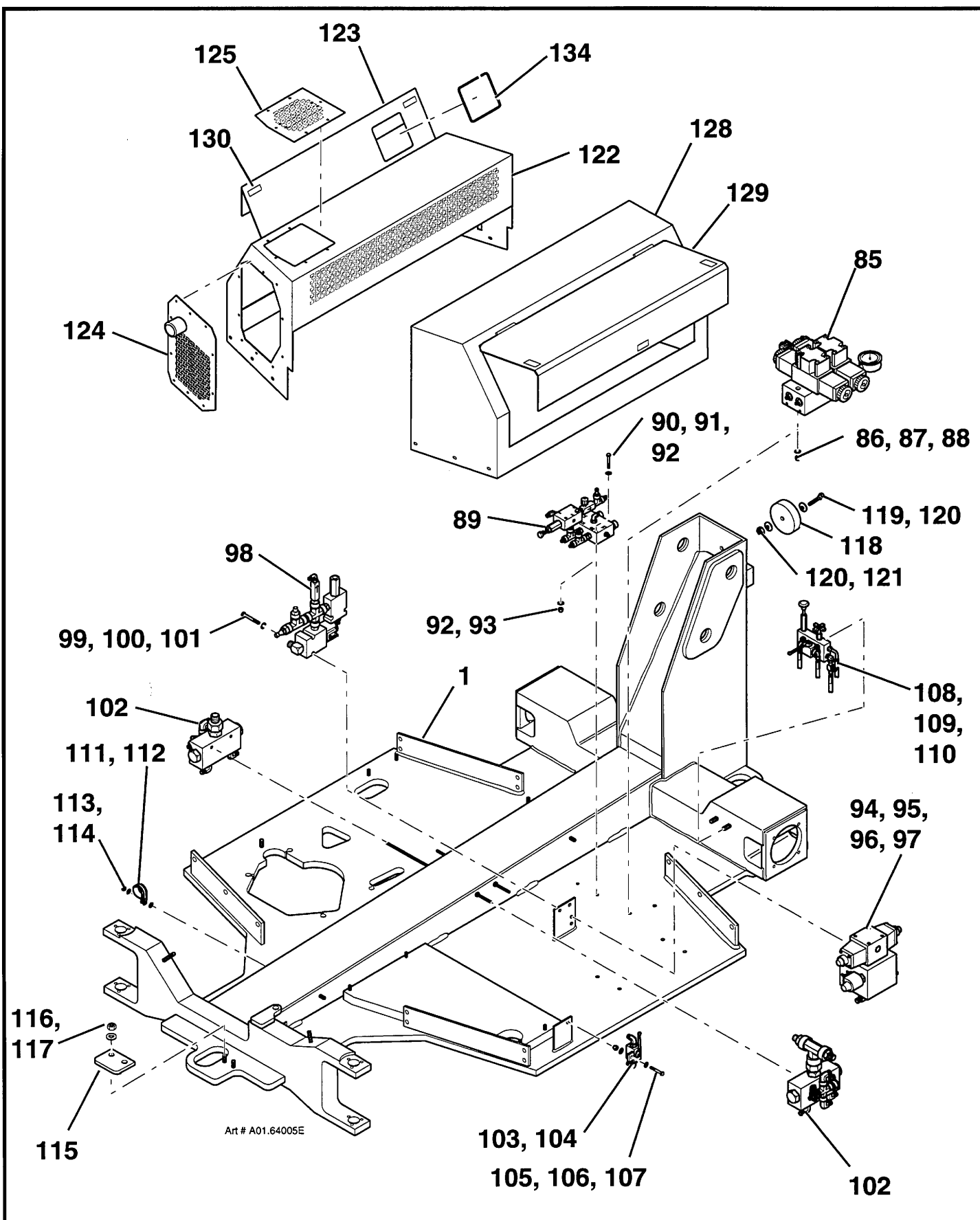
NEW 18 DEC., 1995

PART NO. 354 3880

PLATE NO. 01.64

[illegible]

354 3880



TITLE UNDERCARRIAGE, FALCON 2570 (WITH LINK BOOM) (PLATE 5 OF 5)

**SIMON AERIALS INC.**

NEW 18 DEC., 1995

PART NO. 354 3880


PLATE NO. 01.64

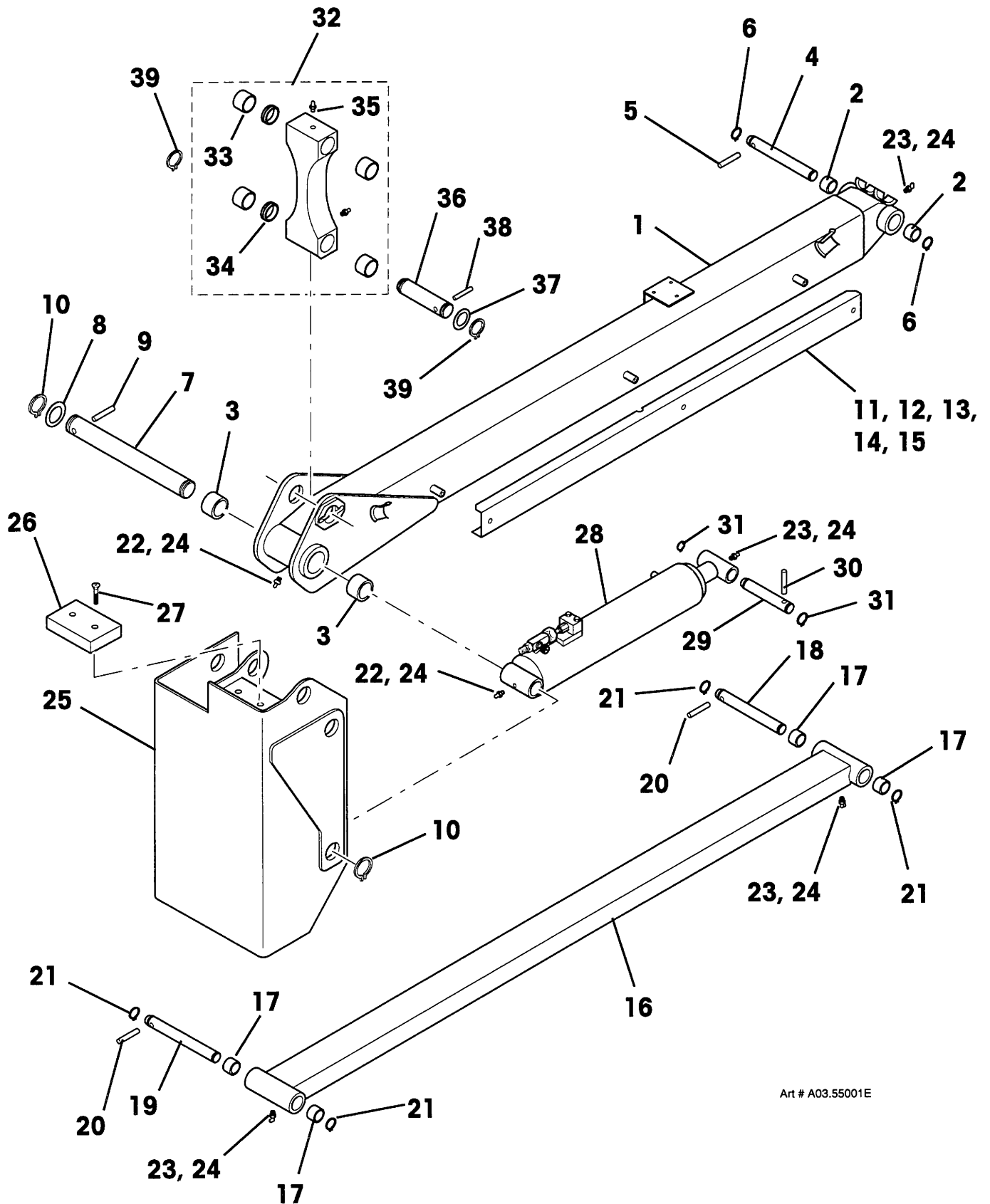
## PARTS LIST

ITEM	PART NO	SEE SECTION	DESCRIPTION	QTY.
	353 3200 354 3890		BOOM ASSEMBLY Standard version (no beacon pad or lifting lugs). Some later versions. Obsolete, use 353 3200.	1
1	353 3150		2548, special application, with beacon pad and lifting lugs.	
	219 6720 232 2220		BOOM WELDMENT, LOWER (with bearings) For Assembly 353 3200. Used with <b>plastic</b> hose cover. Hose cups at mid post end are 1-3/8" (35 mm) in diameter. For Assembly 354 3890 (obsolete). Used with <b>metal</b> hose cover.	1
2	231 1570 08-067500		Hose cups at mid post end are 1-1/2" (38 mm) in diameter. For Assembly 353 3150 (with beacon pad) BEARING, SLEEVE (2" I.D., 2-1/4" O.D., 2" long)	2
3	08-067400		BEARING, SLEEVE (2-1/2" I.D., 2-7/8" O.D., 2-1/2" long)	2
4	217 2620		PIN, LOWER BOOM (2" x 11-3/8") (at base post)	1
5	217 0300		PIN, KEEPER (straight pin, 3-5/8" [93 mm] long)	1
6	08-041100		RING, RETAINING (2")	2
7	219 7040		PIN, LOWER BOOM (2-1/2" x 22-9/16") (at mid post)	1
8	218 3510		SHIM, BOOM PIN (.0747" [2 mm] thick)	A.R.
9	230 3750		PIN, KEEPER (straight pin, 4-1/8" [105 mm] long)	1
10	08-043000		RING, RETAINING (2-1/2")	2
11			COVER, HOSE	1
12	230 7610 222 8530 03-066500		Metal Plastic GROMMET, RUBBER (used with <b>metal</b> hose cover)	1
	10-064000		PAD, INSULATOR (Neoprene, 1/8" thick) (used with <b>plastic</b> cover) (Bulk item, order as needed. Six pieces used here, each 3-1/2" x 9" [89 x 229 mm])	A.R.
13	10-096800		TRIM, DOOR EDGE (Bulk item, order as needed) (16" [41 cm] required with <b>metal</b> hose cover)	A.R.
14			TIE, CABLE (used with <b>plastic</b> hose cover)	
15	03-064700 03-064000		14.5" (368 mm) long 7.4" (188 mm) long Attaching Parts for Hose Cover:	14 A.R.
	07-096400 07-062016		With <b>Metal</b> hose cover: CAP SCREW, BUTTON HEAD (3/8"-16 x 3/4", stainless steel) WASHER, FLAT (3/8")	3 3
	07-003034 07-062015		With <b>Plastic</b> hose cover: CAP SCREW, HEX HEAD (5/16"-18 x 3-1/4") WASHER, FLAT (5/16")	3 3
	07-065015 222 8520		WASHER, HELICAL LOCK (5/16") SPACER (5/8" dia. x 2-1/2" long)	3 3


TITLE **BOOM ASSEMBLY (LINK TYPE) , FALCON 2548 OR 2570**

SECTION **03.** | PLATE NO. **55** | PAGE **01** | REV. **B** | DATED 20 JUN., 1996 | PART NO.

 Simon Aerials Inc.  
10600 West Brown Deer Road  
Milwaukee Wisconsin 53224 USA  
Parts Phone 1-800-47-SIMON  
24 Hr (Machine) 414-362-8280  
Fax 414-355-3172



Art # A03.55001E


 Simon Aerials Inc.  
 10600 West Brown Deer Road  
 Milwaukee Wisconsin 53224 USA  
 Parts Phone 1-800-47-SIMON  
 24 Hr (Machine) 414-362-8280  
 Fax 414-355-3172

TITLE

BOOM ASSEMBLY (LINK TYPE) , FALCON 2548 OR 2570

PART  
NO.

REV.

B

DATED

20 JUN., 1996

SECTION

03.

PLATE NO.

55

PAGE


01

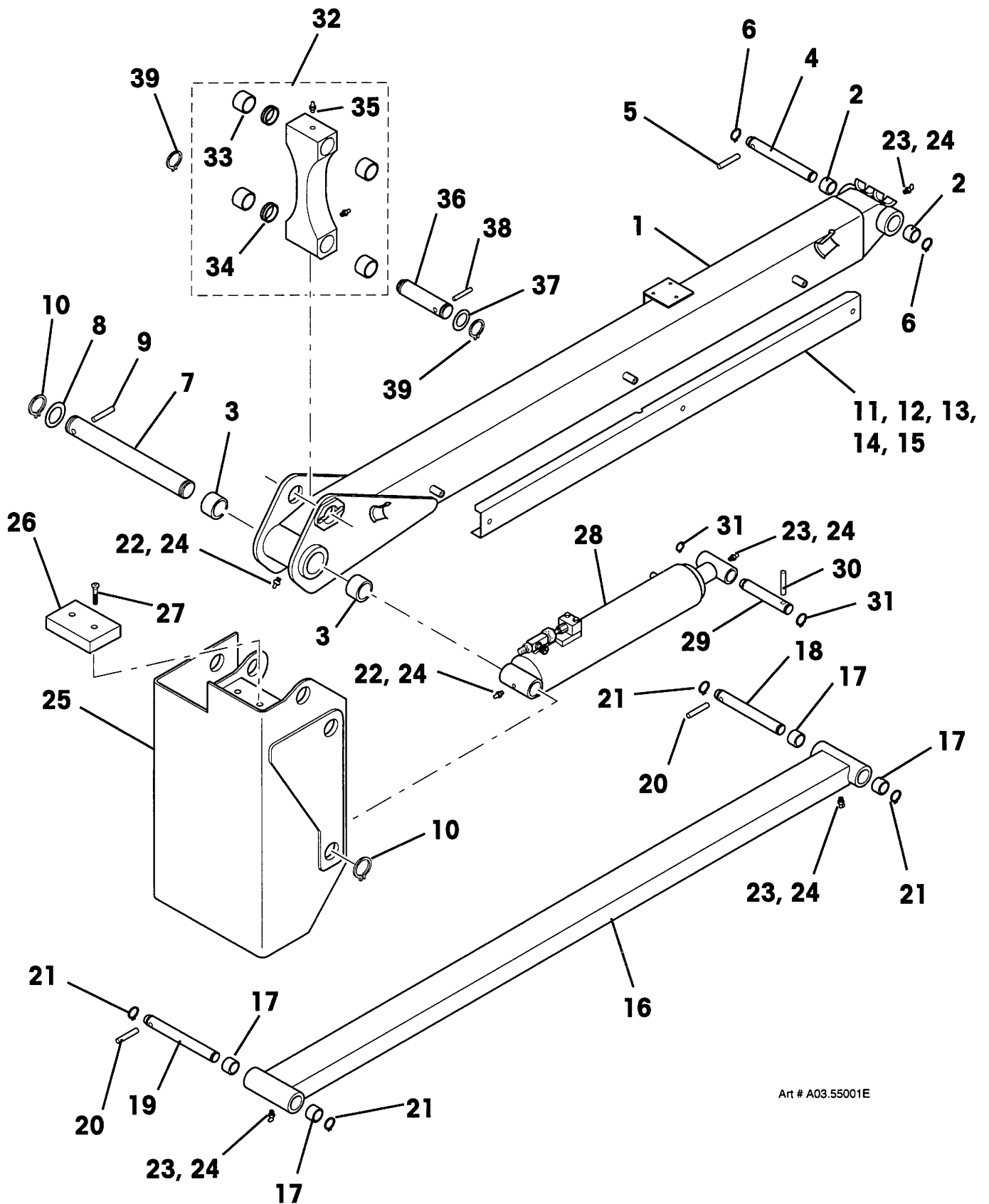
## PARTS LIST

ITEM	PART NO	SEE SECTION	DESCRIPTION	QTY.
16	219 7190		ARM WELDMENT, LOWER PARALLEL (with bearings)	1
17	08-067500		BEARING, SLEEVE (2" I.D., 2-1/4" O.D., 2" long)	4
18	217 2620		PIN, LOWER PARALLEL ARM (2" x 11-3/8") (at base post)	1
19	219 7060		PIN, LOWER PARALLEL ARM (2" x 12-3/4") (at mid post)	1
20	217 0300		PIN, KEEPER (straight pin, 3-5/8" [93 mm] long)	2
21	08-041100		RING, RETAINING (2")	4
22	08-051300		FITTING, GREASE (1/8", 90°)	A.R.
23	08-050000		FITTING, GREASE (1/8", straight)	A.R.
24	08-066300		CAP, GREASE FITTING (White plastic)	12
25			MID-POST WELDMENT	
	219 6890		with no lugs for lifting arm	1
	231 2680		with lugs for optional lifting arm attachment	1
26	230 2170		PAD, PLATFORM REST	1
27	07-015126		MACHINE SCREW, FLAT HEAD (5/8"-11 x 1-1/4", Grade 5)	2
28	04-037000	11.64	CYLINDER, LIFT	1
29	2197330		PIN, LIFT CYLINDER (2" x 8-3/8") (rod end)	1
30	2170300		PIN, KEEPER (straight pin, 3-5/8" [93 mm] long)	1
31	08-041100		RING, RETAINING (2")	2
32	219 6880		LINK ASSEMBLY, BOOM (with bearings and grease fittings)	1
33	08-067400		BEARING, SLEEVE (2-1/2" I.D., 2-7/8" O.D., 2-1/2" long)	4
34	231 0700		SPACER, BEARING	2
35	08-050000		FITTING, GREASE (1/8" NPT, straight)	2
36	219 7050		PIN, LINK (2-1/2" x 8-13/32")	2
37	218 3510		SHIM, BOOM PIN (.0747" [2 mm] thick)	A.R.
38	230 3750		PIN, KEEPER (straight pin, 4-1/8" [105 mm] long)	2
39	08-043000		RING, RETAINING (2-1/2")	4

TITLE **BOOM ASSEMBLY (LINK TYPE) , FALCON 2548 OR 2570**

SECTION **03.** | PLATE NO. **55** | PAGE **02** | REV. **B** | DATED **20 JUN., 1996** | PART NO.

 Simon Aerials Inc.  
10600 West Brown Deer Road  
Milwaukee Wisconsin 53224 USA  
Parts Phone 1-800-47-SIMON  
24 Hr (Machine) 414-362-8280  
Fax 414-355-3172



Art # A03.55001E

Simon Aerials Inc.  
10600 West Brown Deer Road  
Milwaukee Wisconsin 53224 USA  
Parts Phone 1-800-47-SIMON  
24 Hr (Machine) 414-362-8280  
Fax 414-355-3172

TITLE

BOOM ASSEMBLY (LINK TYPE) , FALCON 2548 OR 2570

PART NO.

REV.

B

DATED

20 JUN., 1996

SECTION

03.

PLATE NO.

55

PAGE


02

# PARTS LIST

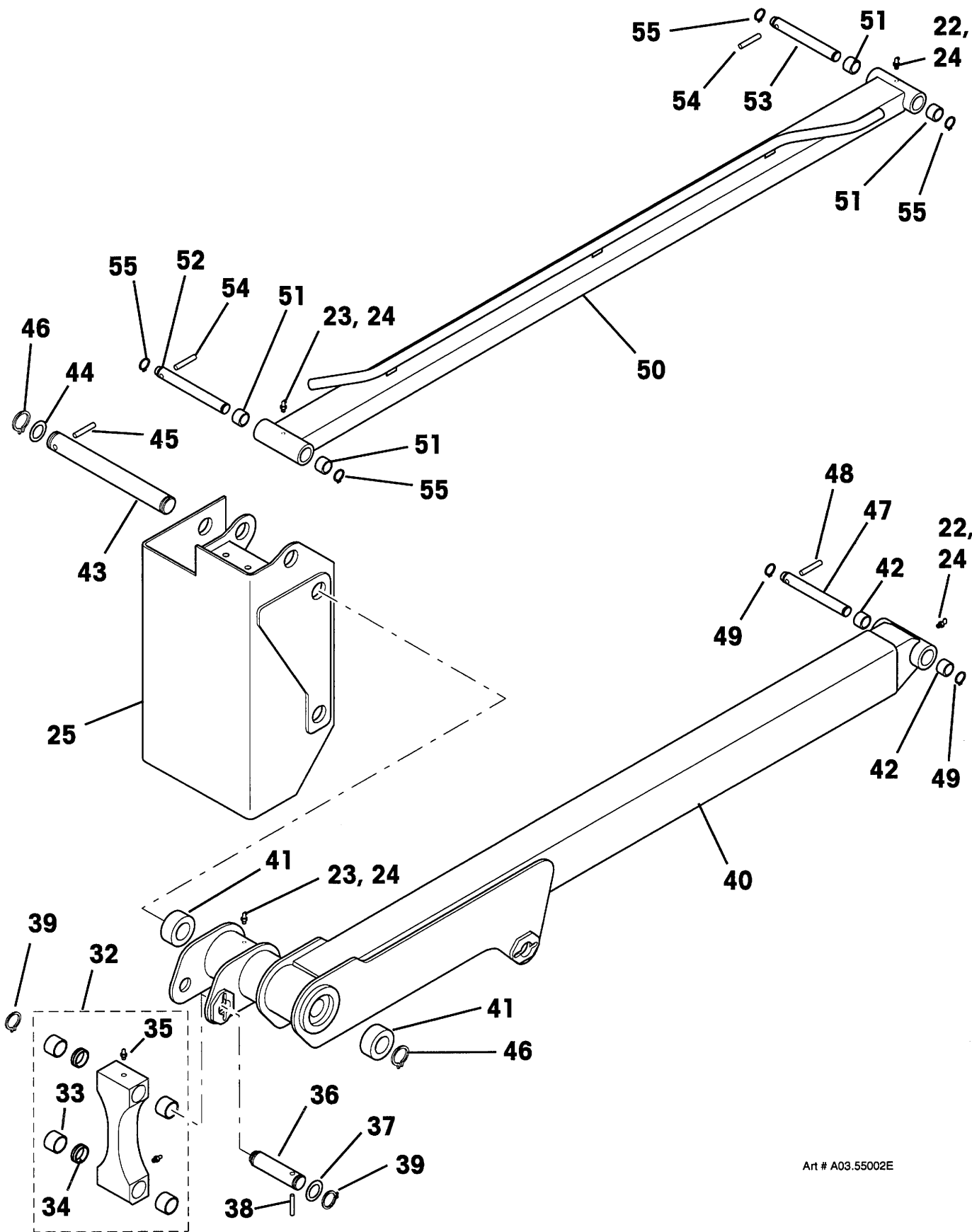
ITEM	PART NO	SEE SECTION	DESCRIPTION	QTY.
40	219 5910 231 2580		BOOM WELDMENT, UPPER (with bearings) For Assembly 353 3200 or 354 3890. For Assembly 353 3150. Has lock pin ear on underside.	1
41	08-070000		BEARING, SLEEVE (lower end) (2-1/2" I.D., 4-3/4" O.D., 2-1/2" long)	2
42	08-067500		BEARING, SLEEVE (upper end) (2" I.D., 2-1/4" O.D., 2" long)	2
43	219 7040		PIN, UPPER BOOM (2-1/2" x 22-9/16") (mid post end)	1
44	218 3510		SHIM, BOOM PIN (.0747" [2 mm] thick)	A.R.
45	230 3750		PIN, KEEPER (straight pin, 4-1/8" [105 mm] long)	1
46	08-043000		RING, RETAINING (2-1/2")	2
47	216 8530		PIN, UPPER BOOM (2" x 9-1/8") (platform end)	1
48	217 0300		PIN, KEEPER (straight pin, 3-5/8" [93 mm] long)	1
49	08-041100		RING, RETAINING (2")	2
50	219 7340		ARM WELDMENT, UPPER PARALLEL	1
51	08-067500		BEARING, SLEEVE (2" I.D., 2-1/4" O.D., 2" long)	4
52	219 7070		PIN, UPPER PARALLEL ARM (2" x 10-3/4") (mid post end)	1
53	216 8530		PIN, UPPER PARALLEL ARM (2" x 9-1/8") (platform end)	1
54	217 0300		PIN, KEEPER (straight pin, 3-5/8" [93 mm] long)	2
55	08-041100		RING, RETAINING (2")	4
56	03-085200		CABLE, ELECTRICAL (SJO, 2 conductor, #16 AWG) (Bulk item, order as needed. 39 Ft [11.9 M] needed here)	A.R.
57	03-085700		CABLE, ELECTRICAL (SJO, 4 conductor, #16 AWG) (Bulk item, order as needed. 7 Ft [2.1 M] needed here)	A.R.
58	03-085900		CABLE, ELECTRICAL (SJO, 3 conductor, #12 AWG) (Bulk item, order as needed. 40 Ft [12.2 M] needed here)	A.R.
59	03-505900		CABLE, ELECTRICAL (SJO, 25 conductor, #16 AWG, with PVC cover) (Bulk item, order as needed. 60 Ft [18.3 M] needed here)	A.R.
60	10-150800		SLEEVE, PLASTIC COIL (3/4" [19 mm] dia.) (Bulk item, order as needed. 3 Ft [.9 M] used earlier, 18 Ft [5.5 M] used later versions)	A.R.
61	10-150900		SLEEVE, PLASTIC COIL (1" [25 mm] dia.) (Bulk item, order as needed. 10 Ft [3.0 M] on earlier versions.	A.R.
62	09-022700		CLAMP, HOSE (2-1/4")	2
63	10-160700		PAD, INSULATOR (Neoprene, 4" x 8" x 1/8" thick)	4
	222 8570		PAD, INSULATOR (Neoprene, 3-1/4" x 3-1/4" x 1/8" thick)	2
	222 8560		PAD, INSULATOR (Neoprene, 3-1/4" x 9-1/4" x 1/8" thick)	4

TITLE **BOOM ASSEMBLY (LINK TYPE) , FALCON 2548 OR 2570**

SECTION **03.** | PLATE NO. **55** | PAGE **03** | REV. **B** | DATED **20 JUN., 1996** | PART NO.


**Simon Aerials Inc.**  
10600 West Brown Deer Road  
Milwaukee Wisconsin 53224 USA  
Parts Phone 1-800-47-SIMON  
24 Hr (Machine) 414-362-8280  
Fax 414-355-3172





Art # A03.55002E



Simon Aerials Inc.  
10600 West Brown Deer Road  
Milwaukee Wisconsin 53224 USA  
Parts Phone 1-800-47-SIMON  
24 Hr (Machine) 414-362-8280  
Fax 414-355-3172

TITLE

BOOM ASSEMBLY (LINK TYPE) , FALCON 2548 OR 2570

PART NO.

REV.

B

DATED

20 JUN., 1996

SECTION

03.

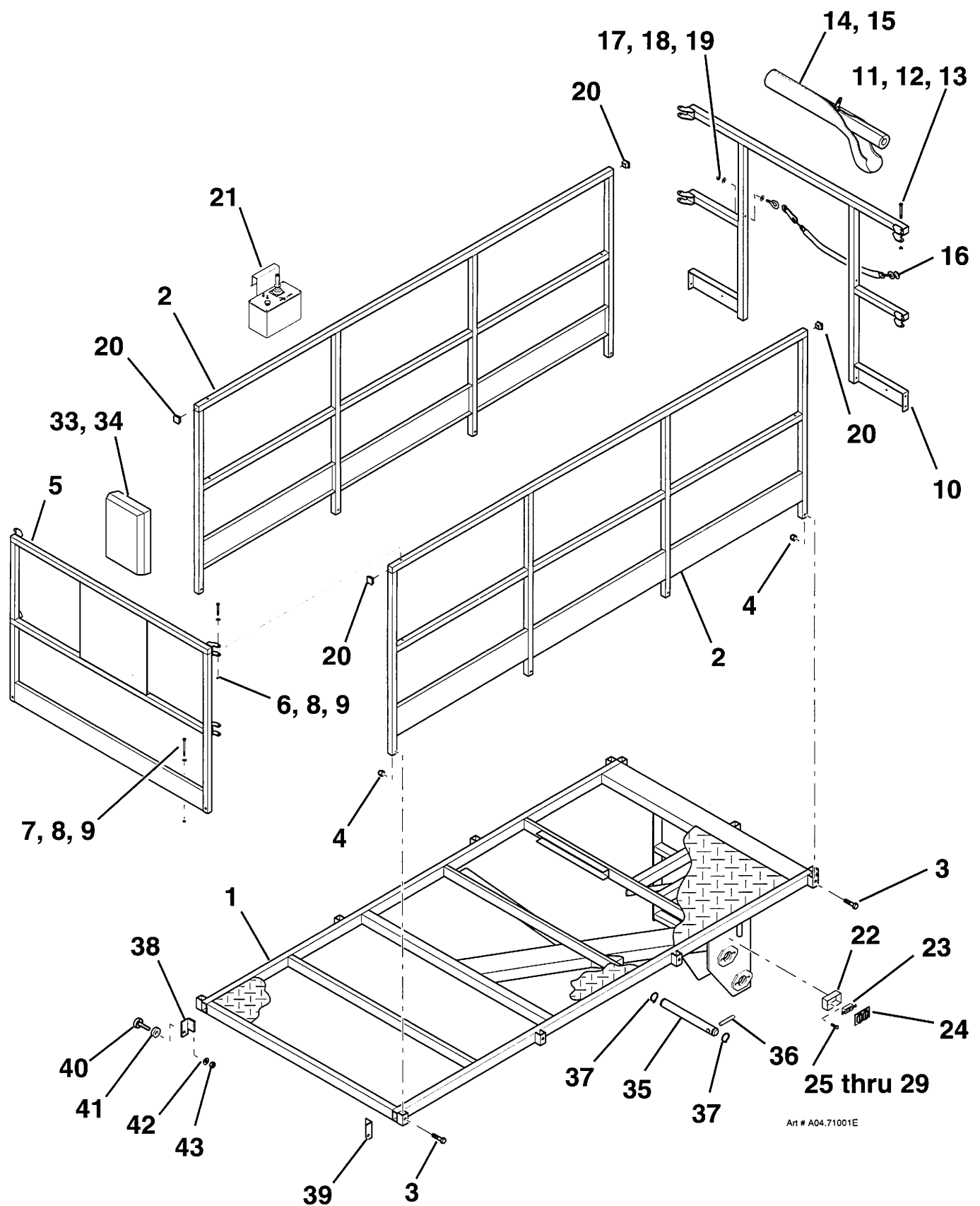
PLATE NO.

55

PAGE

03

PARTS LIST				
ITEM	PART NO	SEE SECTION	DESCRIPTION	QTY.
	354 3900 354 3910		PLATFORM ASSEMBLY ( <b>without</b> 3 Ft Rollout Deck option) PLATFORM ASSEMBLY ( <b>with</b> 3 Ft Rollout Deck option)	
1	222 4960		PLATFORM WELDMENT	1
2	222 5750		RAIL WELDMENT, SIDE	2
3	07-003025		CAP SCREW, HEX HEAD (5/16"-18 x 1", Grade 5)	8
4	07-050015		NUT, LOCK (5/16"-18, Grade 5)	8
5	222 7930		RAIL WELDMENT, FRONT (for models <b>without</b> rollout deck)	1
6	07-003030		CAP SCREW, HEX HEAD (5/16"-18 x 2-1/4", Grade 5)	4
7	07-003034		CAP SCREW, HEX HEAD (5/16"-18 x 3-1/4", Grade 5)	4
8	07-062015		WASHER, FLAT (5/16")	8
9	07-050015		NUT, LOCK (5/16"-18, Grade 5)	8
10	222 5690		RAIL WELDMENT, ENTRY END	1
11	07-003030		CAP SCREW, HEX HEAD (5/16"-18 x 2-1/4", Grade 5)	8
12	07-062015		WASHER, FLAT (5/16")	8
13	07-050015		NUT, LOCK (5/16"-18, Grade 5)	8
14	10-063200		TUBING, PIPE INSULATION (1-1/8" I.D., 1" wall, 6 Ft [1.83 M] long section) (2 Ft [.6 M] needed here)	A.R.
15	228 9910		COVER, PIPE INSULATION (Yellow, with zipper)	1
16	353 6350		CHAIN ASSEMBLY, SAFETY	1
17	07-026006		BOLT, EYE (5/16")	2
18	07-062015		WASHER, FLAT (5/16")	4
19	07-050015		NUT, STOP (5/16"-18, Grade 5)	2
20	10-114100		CAP, SQUARE TUBING	8
21	See plate . .	09. - -	CONSOLE, PLATFORM CONTROL	1
22	03-062100		BOX, DUPLEX OUTLET	1
23	03-067000		OUTLET, DUPLEX (110 Volt AC)	1
24	03-062200		COVER, DUPLEX OUTLET	1
25	07-003005		CAP SCREW, HEX HEAD (1/4"-20 x 1", Grade 5)	2
26	07-062014		WASHER, FLAT (1/4")	4
27	07-050014		NUT, LOCK (1/4"-20, Grade 5)	2
28	03-041000		GRIP, CORD (Plastic, 1/2", with 3/8" to 7/16" seal)	2
29	03-055500		NUT, CONDUIT LOCK (1/2")	2
30	03-606200		CLAMP (#15)	2
31	24-101014		CLAMP (#8)	1
32	07-029365		SCREW, HEX WASHER HEAD (#10-24 x 1", self drilling)	3
33	11-085200		ENCLOSURE, TECHNICAL MANUAL STORAGE	1
34	07-085005		POP RIVET (3/16" x 5/8")	4
35	216 8530		PIN (2" dia. x 9-1/8" long)	2
36	217 0300		PIN, KEEPER	2
37	08-041100		RING, RETAINING (2", External)	4
TITLE PLATFORM ASSEMBLY, FALCON 2570 (WITH LINK BOOM) (PLATE 1 OF 2)				
PLATE NO.	04.74	SIMON AERIALS INC.		PART NO.
				NEW 19 DEC., 1995



Art # A04.71001E

TITLE PLATFORM ASSEMBLY, FALCON 2570 (WITH LINK BOOM) (PLATE 1 OF 2)

**SIMON AERIALS INC.**

NEW 19 DEC., 1995

**PART  
NO.**

**PLATE  
NO.**

**04.74**

## PARTS LIST

ITEM	PART NO	SEE SECTION	DESCRIPTION	QTY.
38	221 8670		BRACKET, ROLLOUT DECK ROLLER (Right) (Weld to deck, for models with optional rollout deck)	1
39	221 8680		BRACKET, ROLLOUT DECK ROLLER (Left) (Weld to deck, for models with optional rollout deck)	1
40	08-102900		BEARING, CAM FOLLOWER (1-5/8" O.D.)	2
41	221 8690		SPACER, CAM ROLLER	2
42	07-065023		WASHER, LOCK (7/8")	2
43	07-047123		NUT, JAM (7/8"-14, Grade 5)	2
44	222 0870		DECK WELDMENT, ROLL OUT	1
45	222 4280		PAD, ROLLOUT DECK SLIDER (Nylon)	2
46	07-015003		MACHINE SCREW, FLAT HEAD (1/4"-20 x 3/4", Grade 5)	4
47	07-050014		NUT, LOCK (1/4"-20, Grade 5)	4
48	10-214800		PLASTIC (2-1/2" x 1/4") (not shown)	2
49	10-165600		WASHER, SHOULDER (Nylon)	6
50	222 5480		RAIL WELDMENT, SIDE (Left)	1
51	222 5490		RAIL WELDMENT, SIDE (Right)	1
52	07-003030		CAP SCREW, HEX HEAD (5/16"-18 x 2-1/4", Grade 5)	8
53	07-062015		WASHER, FLAT (5/16")	8
54	07-050015		NUT, LOCK (5/16"-18, Grade 5)	8
55	222 5560		RAIL WELDMENT, END	2
56	07-003033		CAP SCREW, HEX HEAD (5/16"-18 x 3", Grade 5)	4
57	07-050015		NUT, LOCK (5/16"-18, Grade 5)	4
58	10-114100		CAP, SQUARE TUBING	2
59	222 5110		HANDLE, ROLLOUT DECK	2
60	11-208800		GRIP, HANDLE (Plastic)	2
61	07-003030		CAP SCREW, HEX HEAD (5/16"-18 x 2-1/4", Grade 5)	2
62	07-062015		WASHER, FLAT (5/16")	4
63	07-050015		NUT, LOCK (5/16"-18, Grade 5)	2
64	11-082100		PIN, HITCH (5/16" x 2-1/2")	2
65	07-029365		SCREW, HEX WASHER HEAD (#10-24 x 1", self drilling)	2

TITLE PLATFORM ASSEMBLY, FALCON 2570 (WITH LINK BOOM) (PLATE 2 OF 2)

PLATE  
NO.

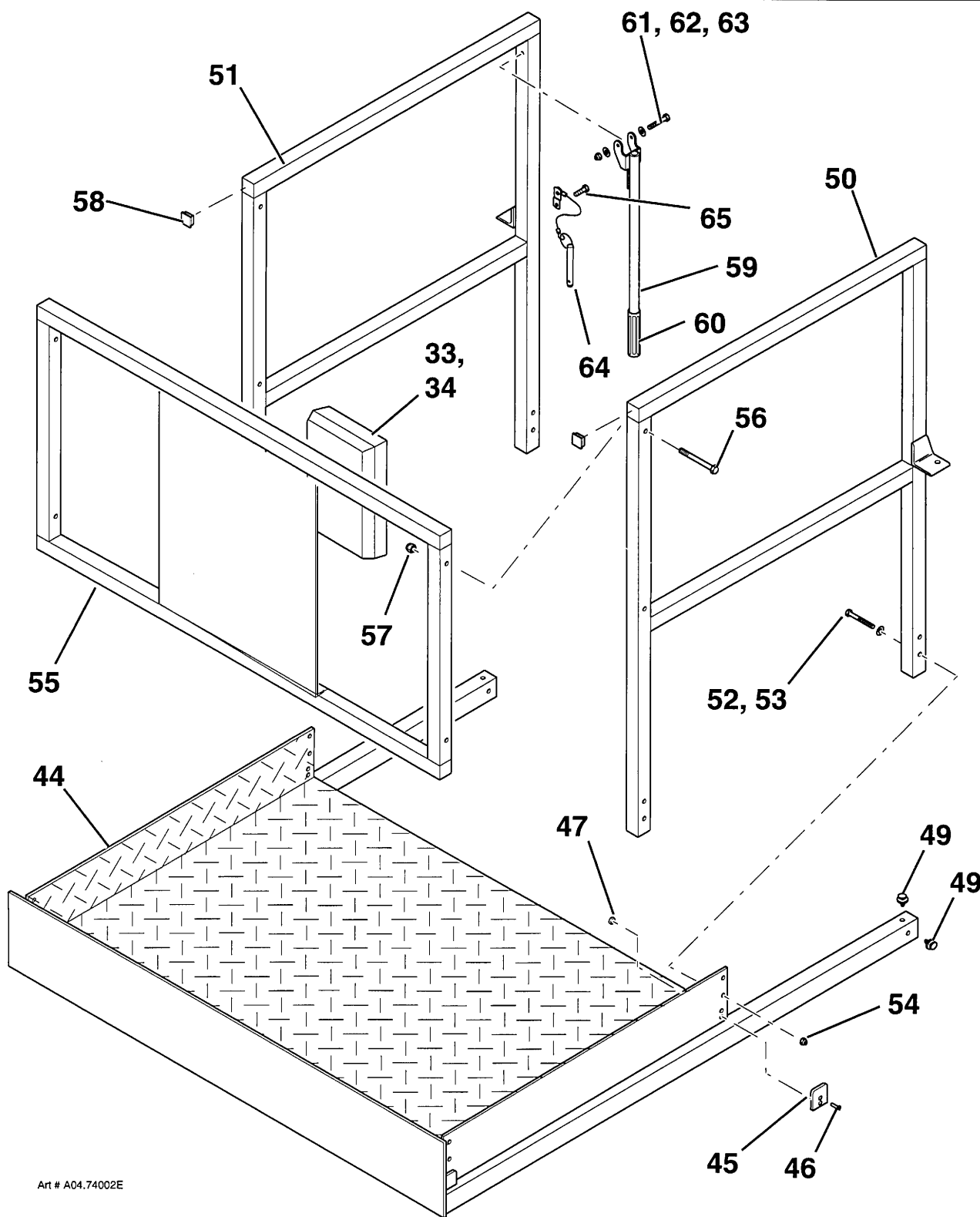
04.74

**SIMON AERIALS INC.**

NEW 19 DEC., 1995

PART  
NO.

354 3900



Art # A04.74002E

TITLE PLATFORM ASSEMBLY, FALCON 2570 (WITH LINK BOOM) (PLATE 2 OF 2)

**SIMON AERIALS INC.**

NEW 19 DEC., 1995

PART NO. 354 3900

PLATE NO. 04.74



## PARTS LIST

ITEM	PART NO	SEE SECTION	DESCRIPTION	QTY.
1	222 8450		BOX, GROUND CONTROL (Drilled, including cover)	1
2	10-124300		DECAL, GROUND CONTROL	1
3	03-030500		METER, HOUR (50 Volt DC)	1
4	03-030400		AMMETER (50 Amp)	1
5	03-604700		BREAKER, CIRCUIT (15 Amp, 12 Volt DC)	1
6	03-486500		SWITCH, KEY OPERATED (3 position) (includes 2 keys)	1
7	03-454900		BASE, SWITCH MOUNTING	1
8	03-437200		BLOCK, CONTACT (normally open)	2
9	03-427600		SWITCH, TOGGLE (Engine start) (2 position, single pole)	1
10	03-600200		SWITCH, TOGGLE (Choke/ Throttle) (3 position)	1
11	03-020500		SWITCH, TOGGLE (1TL1-7) (Lift) (3 position, momentary contact, single pole, double throw)	1
12	03-702000		BUTTON, EMERGENCY STOP (Red, "Pull to release" style)	1
13	03-454900		BASE, SWITCH MOUNTING	1
14	03-437300		BLOCK, CONTACT (normally closed)	1
15	22-215065		SWITCH, TOGGLE (Fuel selector, for dual fuel engine)	1
16	03-051500		RELAY, PLUG IN (12 Volt DC, single pole)	5
17	03-051600		SOCKET, RELAY (Snap mount)	5
18	03-051700		RAIL, TERMINAL (1 M [39.4"] long section. 9" [229 mm] needed in this application.)	1
19	07-011332		MACHINE SCREW, PAN HEAD (#6-32 x 5/8")	6
20	07-050007		NUT, HEX LOCK (#6-32, Grade 5)	6
21	03-610100		STRIP, TERMINAL (20 position)	1
22	10-265500		DECAL, 20 POSITION TERMINAL STRIP	1
23	03-468700		STRIP, TERMINAL (14 position)	1
24	03-603400		DIODE (3 Amp, 1000 Volt) (12 for gas engine, 13 dual fuel)	A.R.
25	03-086300		CABLE, ELECTRICAL (16 conductor, #16 AWG) (Bulk item, order as needed. 10 Ft [3.05 M] needed in this application)	A.R.
26	03-700500		GRIP, CORD (3/4", with .54" to .71" seal)	2
27	03-055600		NUT, CONDUIT LOCK (3/4")	2
28	03-045500		GRIP, CORD (1/2", with .31" to .38" seal)	3
29	03-055500		NUT, CONDUIT LOCK (1/2")	3

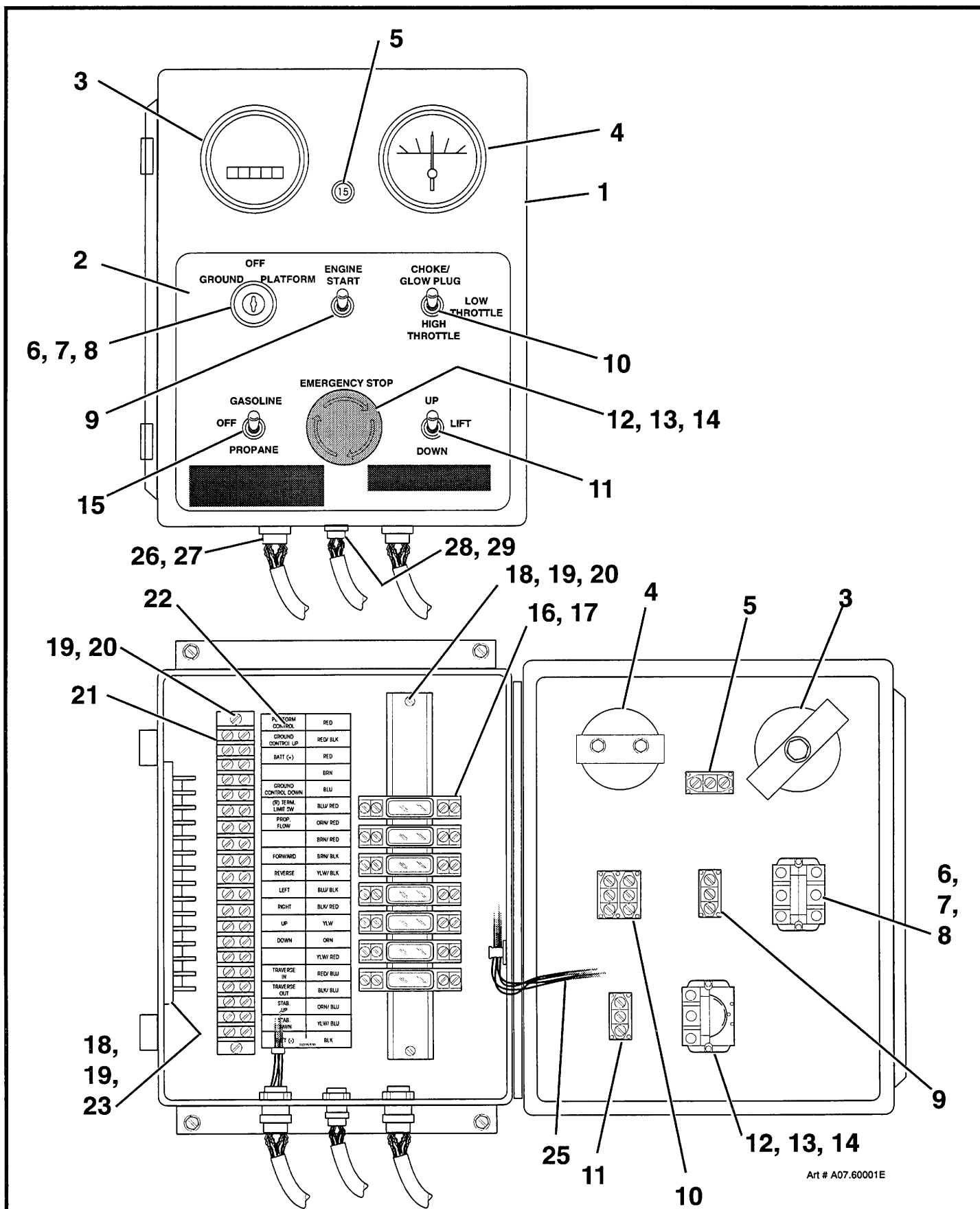
**TITLE** GROUND CONTROL PANEL, FALCON 2570 (LINK BOOM)

**PLATE NO.** 07.60

**SIMON AERIALS INC.**

NEW 06 OCT., 1995

**PART NO.** 354 4330



Art # A07.60001E

TITLE GROUND CONTROL PANEL, FALCON 2570 (LINK BOOM)

SIMON AERIALS INC.

NEW 06 OCT., 1995

PART NO. 354 4330

PLATE NO. 07.60

## PARTS LIST

ITEM	PART NO	SEE SECTION	DESCRIPTION	QTY.
1	354 4350		ENGINE ASSEMBLY (Onan P224 Gas)	
2	09-044700		ENGINE (Onan P224) (Includes oil shutdown. Discard muffler that comes with engine. See below.)	1
3	09-031010		MUFFLER KIT (Replaces muffler that comes with engine)	1
4	22-800930		SOLENOID	1
5	221 6790		BRACKET, HIGH SPEED SOLENOID	1
6	07-003005		CAP SCREW, HEX HEAD (1/4"-20 x 1", Grade 5)	2
7	07-062014		WASHER, FLAT (1/4")	4
8	07-050014		NUT, LOCK (1/4"-20, Grade 5)	2
9	07-101100		NUT, COUPLING (1/4"-28)	1
10	02-018300		ADAPTER, PUMP MOUNTING (SAE-A, 2 bolt to 6-3/4")	1
11	07-003049		CAP SCREW, HEX HEAD (3/8"-16 x 2", Grade 5)	4
12	07-062016		WASHER, FLAT (3/8")	4
13	02-105600		COUPLING HALF, PUMP (L-100, 5/8" bore, 5/32" key)	1
14	02-105700		COUPLING HALF, PUMP (L-100, 1-1/8" bore)	1
15	02-101400		SPIDER, COUPLING (L-99)	1
16	01-110500	12.53	PUMP ASSEMBLY, HYDRAULIC TANDEM	1
17	06-040800		ADAPTER, "O"-RING TO 37° (12 F5OX-S)	2
18	06-045000		90° ELBOW, "O"-RING TO 37° (8-10 C5OX-S)	2
19	07-003046		CAP SCREW, HEX HEAD (3/8"-16 x 1-1/4", Grade 5)	2
20	07-065016		WASHER, HELICAL LOCK (3/8")	2
21	07-062016		WASHER, FLAT (3/8")	2
22	07-062022		WASHER, FLAT (3/4")	4
			The following items <b>are not</b> part of Engine Assembly 354 4350:	
23	09-031004		FILTER, AIR	1
24	09-031003		WRAPPER, AIR FILTER	1
25	09-060400		MOUNT, ENGINE	4
26	223 0750		PLATE, MOTOR MOUNT	1
27	223 0740		PIPE, EXHAUST	1
28	222 8510		BRACKET, EXHAUST PIPE	1
29	09-015300		CLAMP, MUFFLER ("U" bolt, 1-5/8")	2
30	07-003046		CAP SCREW, HEX HEAD (3/8"-16 x 1", Grade 5)	2
31	07-062016		WASHER, FLAT (3/8")	2
32	07-050016		NUT, LOCK (3/8"-16, Grade 5)	2
33	05-006400		HOSE (1/4" I.D.) (Bulk item, order as needed. 4 Ft [1.22 M] needed here.)	A.R.
34	09-004600		CLAMP, HOSE (5/8")	2

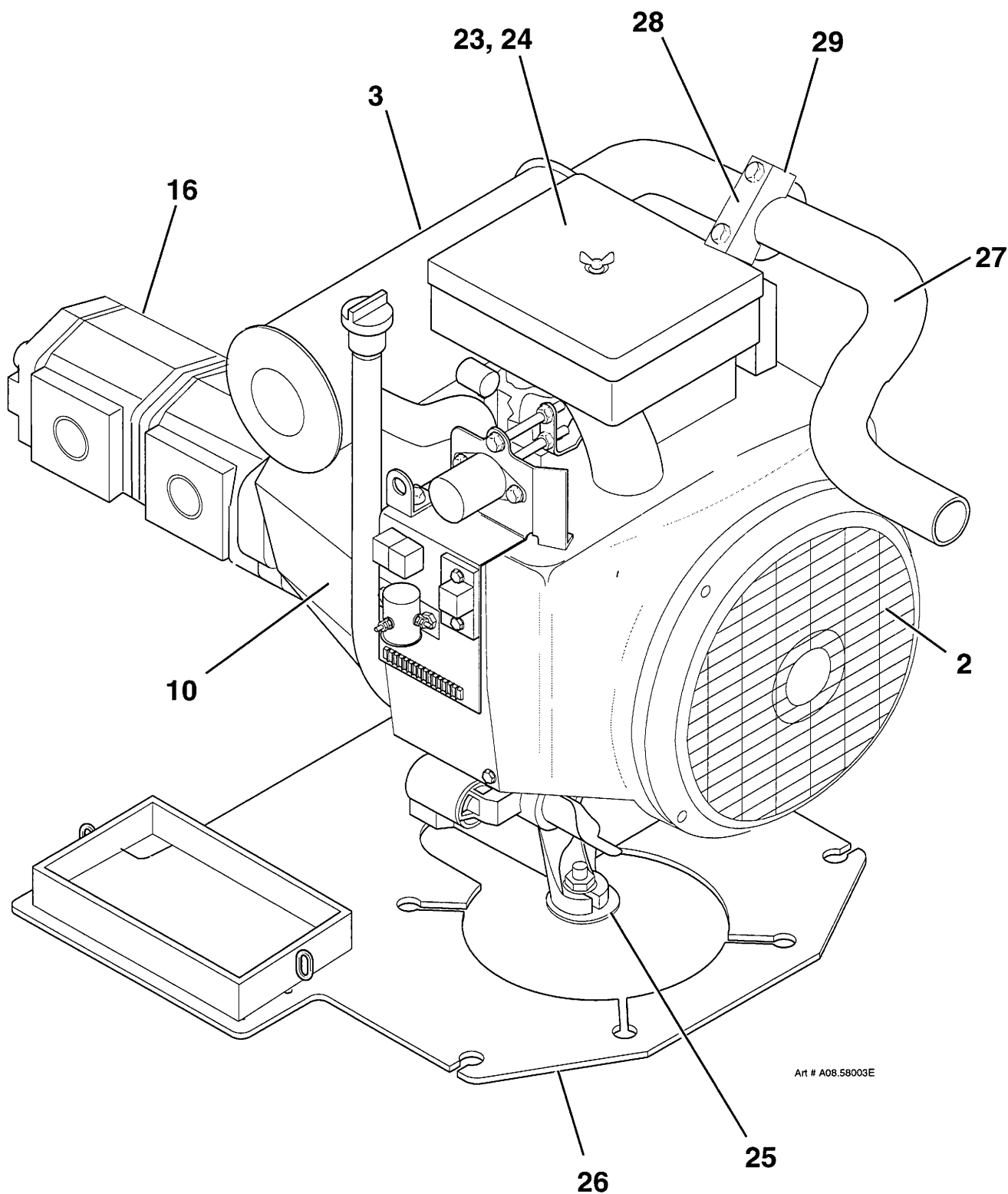
**TITLE** ENGINE, ONAN GAS/ DUAL FUEL (FALCON 2570, W/ LINK BOOM) (1 OF 3)

**PLATE NO.** 08.58 **SIMON AERIALS INC.**

NEW 19 DEC., 1995

**PART NO.**





Art # A08.58003E

TITLE ENGINE, ONAN GAS/ DUAL FUEL (FALCON 2570, W/ LINK BOOM) (1 OF 3)

**SIMON AERIALS INC.**

NEW 19 DEC., 1995

PART  
NO.

PLATE  
NO.

08.58

## PARTS LIST

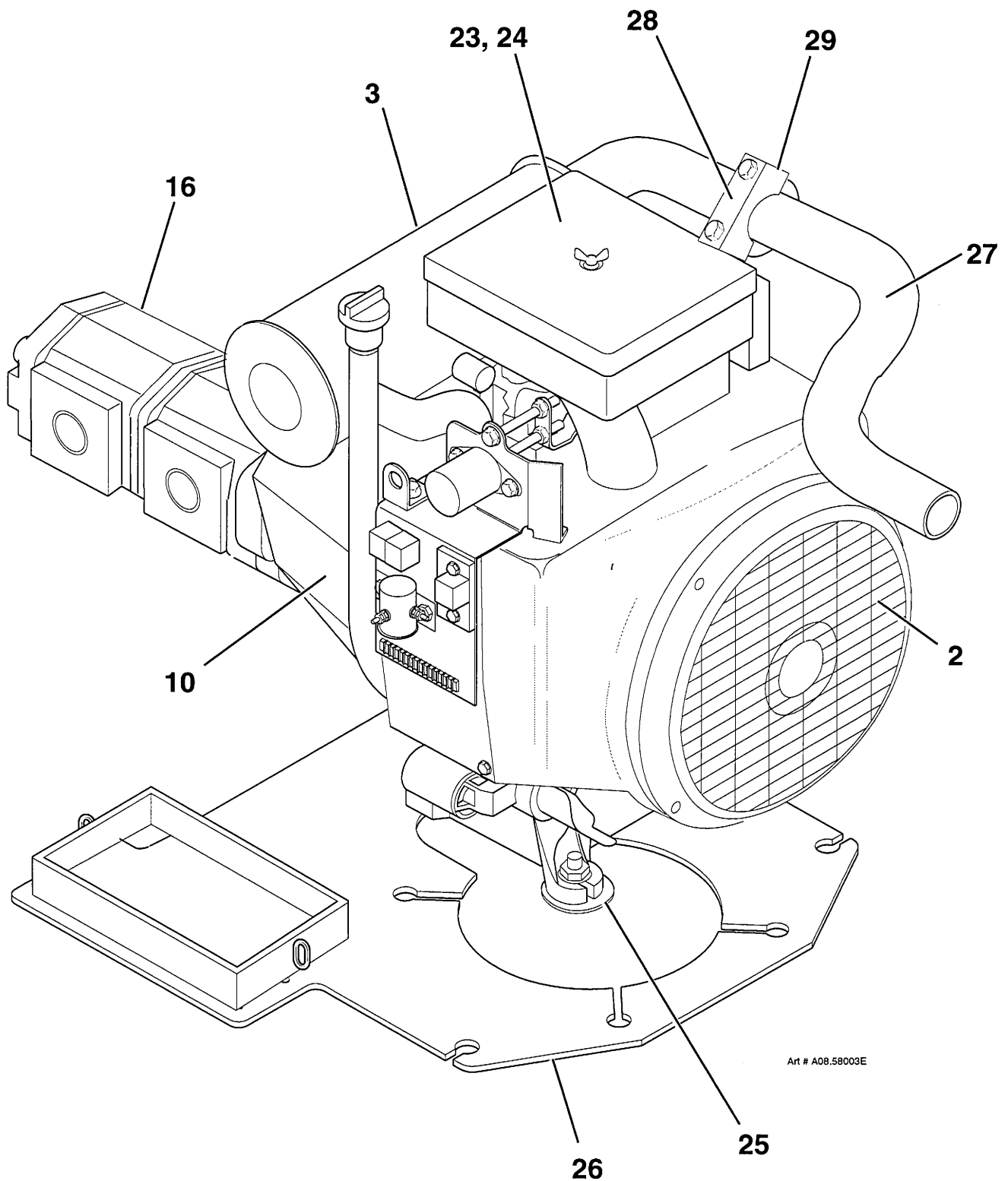
ITEM	PART NO	SEE SECTION	DESCRIPTION	QTY.
			The following items are used only on <b>Dual Fuel</b> versions:	
35	354 4360		CONVERSION KIT, ONAN P224 DUAL FUEL	1
36	05-006400		HOSE, LPG (1/4" I.D.) (Bulk item, order as needed. 1.25 Ft [.38 M] needed here.)	A.R.
37	06-070700		REDUCER (3/8 x 1/4 PTR-S)	1
38	06-070800		REDUCER (3/8 x 1/8 PTR-S)	1
39	06-080100		ELBOW (1/8 CD-S)	1
40	06-082600		ELBOW (3/8 CR-S)	1
41	06-217400		ELBOW (1/8 CR-S)	1
42	06-217500		NIPPLE (1/2 x 3/8 FF-S)	1
43	06-301400		FITTING, MALE (8-6 NPT)	1
44	06-401300		45° ELBOW (1/8", Brass)	1
45	07-003002		CAP SCREW, HEX HEAD (1/4"-20 x 5/8", Grade 5)	3
46	07-003009		CAP SCREW, HEX HEAD (1/4"-20 x 2", Grade 5)	2
47	07-003023		CAP SCREW, HEX HEAD (5/16"-18 x 3/4", Grade 5)	1
48	07-062014		WASHER, FLAT (1/4")	3
49	07-065014		WASHER, HELICAL LOCK (1/4")	3
50	09-014800		CLAMP, HOSE (1")	2
51	09-060600		VAPORIZER	1
52	09-060700		HOSE, AIR CLEANER	1
53	09-061100		VALVE, RELIEF (400 PSI)	1
54	09-062900		COUPLING, HOSE	1
55	09-063000		FITTING (Brass)	2
56	09-063400		FITTING, BULKHEAD	1
57	09-065100		VENTURI (#28)	1
58	09-065200		CARBURETOR, BEAM	1
59	213 1450		SPACER, AIR CLEANER	2
60	221 6690		BRACKET, VAPORIZER	1
61	222 0540		BRACKET, VAPORIZER SUPPORT	1
62	24-100400		FITTING (1/2" NPT TO 1/2" JIC)	1
63	24-100513		NIPPLE, PIPE (1/8" x 3" long)	1
64	24-100578		ADAPTER, STRAIGHT (1/8" NPT)	1
65	24-100850		ELBOW, POWER ADJUST	1
66	24-100920		ELBOW, IDLE ADJUST	1
67	24-800399		SWIVEL, FEMALE	1
68	30-800382		FITTING, HOSE (3/8")	3
69	42-101251		CLAMP, HOSE	2
70	48-101291		SWITCH, FUEL SHUT OFF	1
71	48-101293		SWITCH, VACUUM	1

**TITLE** ENGINE, ONAN GAS/ DUAL FUEL (FALCON 2570, W/ LINK BOOM) (2 OF 3)

**PLATE NO.** 08.58 **SIMON AERIALS INC.**

NEW 19 DEC., 1995

**PART NO.**



Art # A08.58003E

TITLE ENGINE, ONAN GAS/ DUAL FUEL (FALCON 2570, W/ LINK BOOM) (2 OF 3)

**SIMON AERIALS INC.**

NEW 19 DEC., 1995

PART  
NO.

PLATE  
NO.

**08.58**

## PARTS LIST

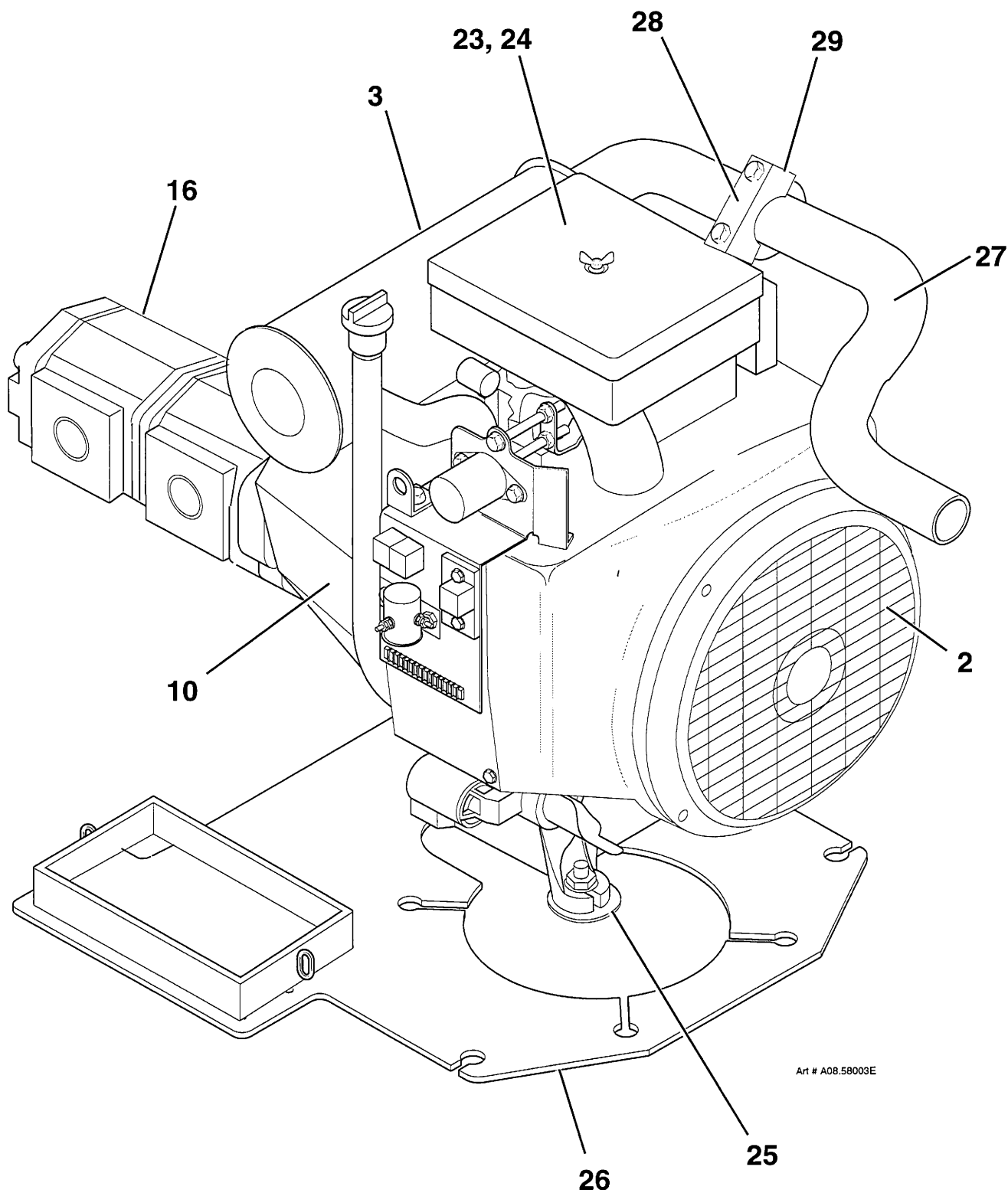
[illegible]

TITLE	ENGINE, ONAN GAS/ DUAL FUEL (FALCON 2570, W/ LINK BOOM) (3 OF 3)
-------	--

PLATE NO.	08.58	SIMON AERIALS INC.	NEW 19 DEC., 1995	PART NO.
-----------	-------	--------------------	-------------------	----------

NEW 19 DEC., 1995

PART NO.
-------------



Art # A08.58003E

TITLE ENGINE, ONAN GAS/ DUAL FUEL (FALCON 2570, W/ LINK BOOM) (3 OF 3)

**SIMON AERIALS INC.**

NEW 19 DEC., 1995

PART  
NO.

PLATE  
NO.

08.58



[illegible]

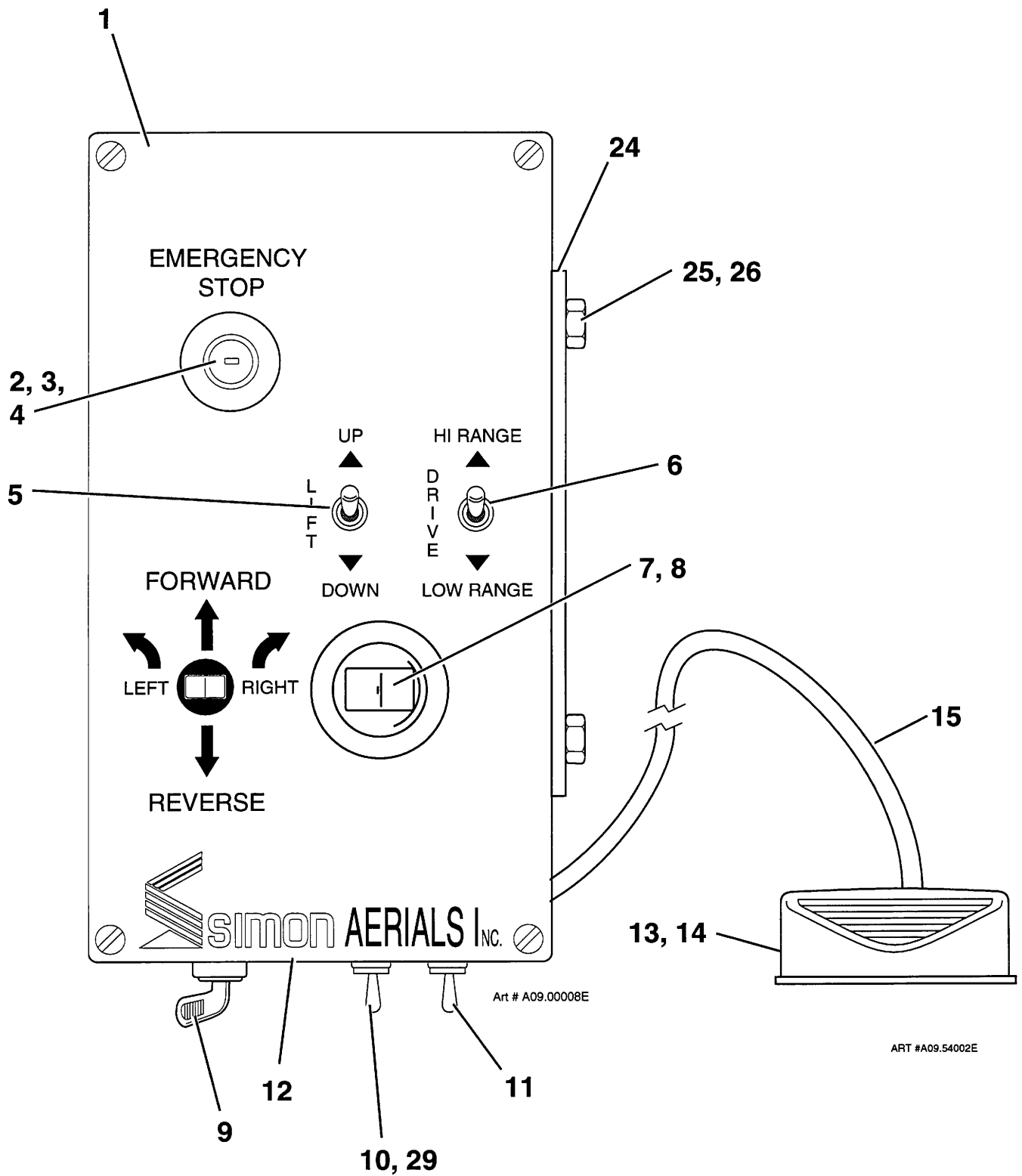
**TITLE** PLATFORM CONTROL BOX, FALCON 2570 (LINK BOOM) (PLATE 1 OF 2)

PLATE No. 09.68

# SIMON AERIALS INC.

NEW 16 NOV., 1995

**PART NO.** 354 4340



TITLE PLATFORM CONTROL BOX, FALCON 2570 (LINK BOOM) (PLATE 1 OF 2)

**SIMON AERIALS INC.**

NEW 16 NOV., 1995

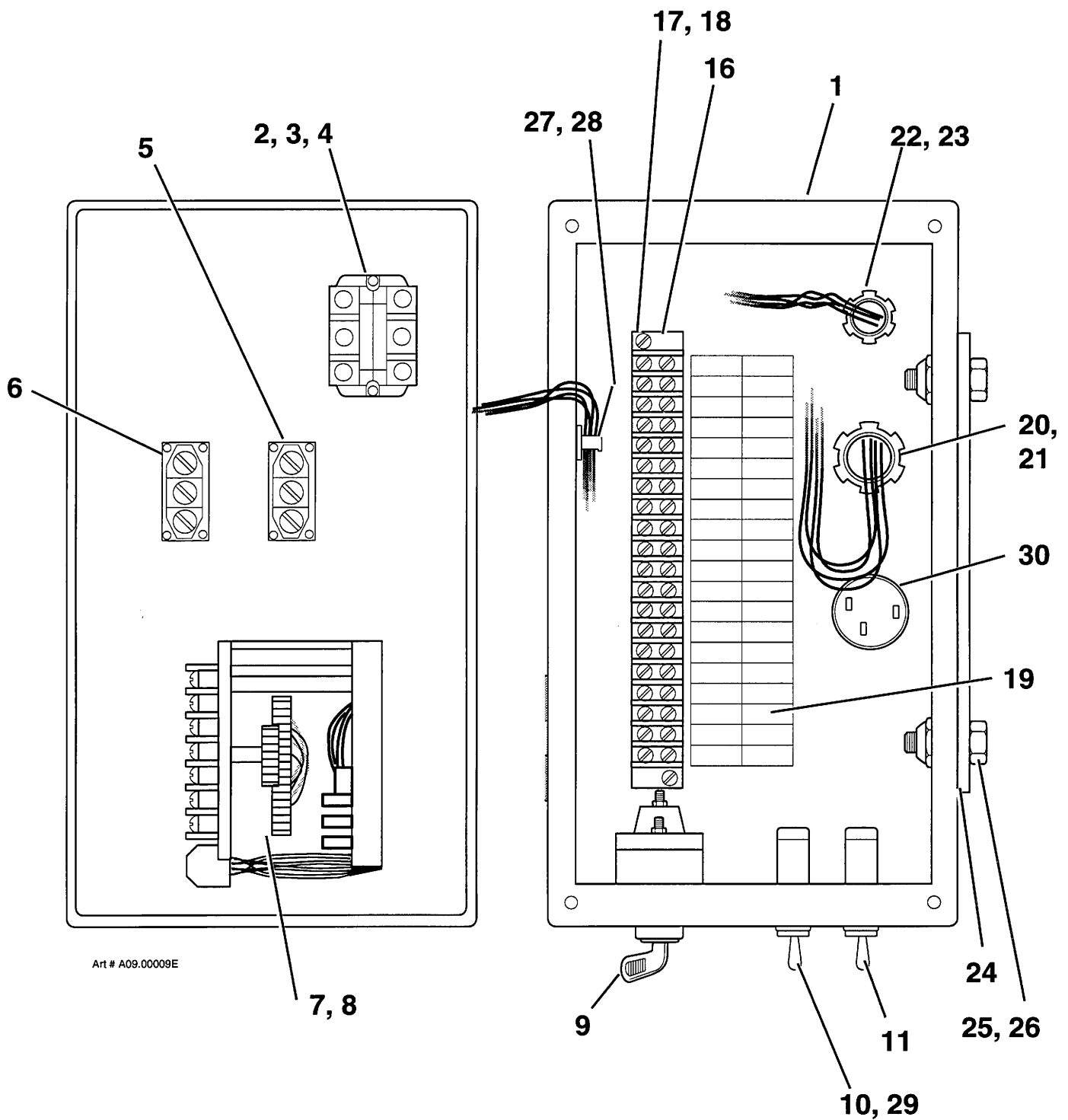
PART NO. 354 4340

PLATE NO. 09.68

[illegible]

<b>PLATE NO.</b> 09.68	<b>SIMON AERIALS INC.</b> NEW 16 NOV., 1995	<b>PART NO.</b> 354 4340
------------------------	--	--------------------------





TITLE PLATFORM CONTROL BOX, FALCON 2570 (LINK BOOM) (PLATE 2 OF 2)

**SIMON AERIALS INC.**

NEW 16 NOV., 1995

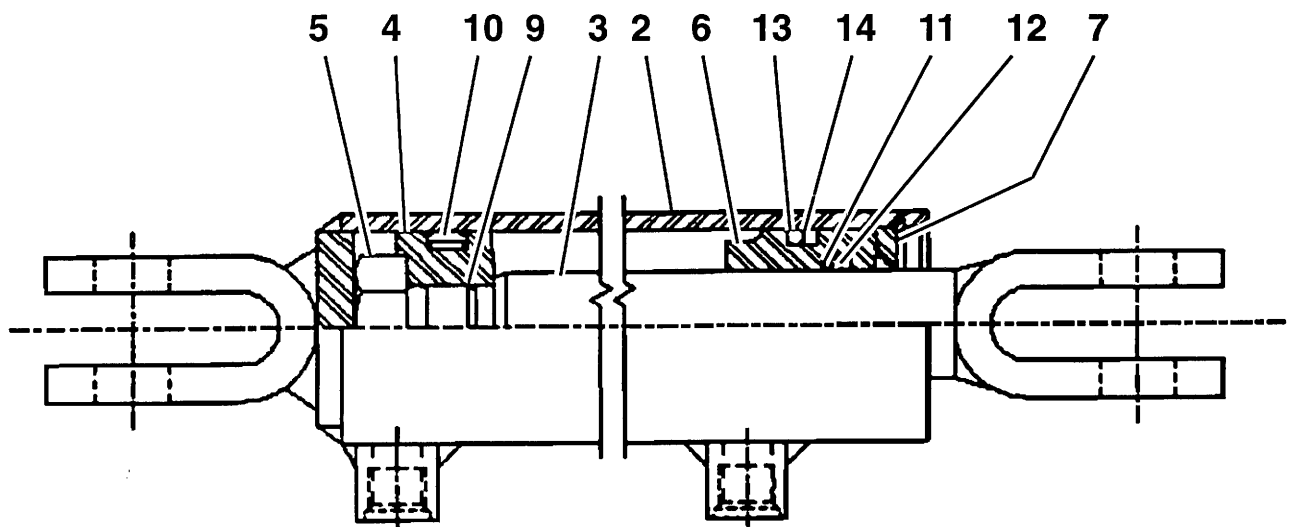
PART NO. 354 4340

PLATE NO. 09.68

[illegible]

# STEER CYLINDER, FALCON 2570

352 7200



Art # A11.590015

TITLE

STEER CYLINDER, FALCON 2570

**SIMON AERIALS INC.**

REV. 06 OCT., 1995

PART  
NO.

352 7200

PLATE  
NO.


11.59

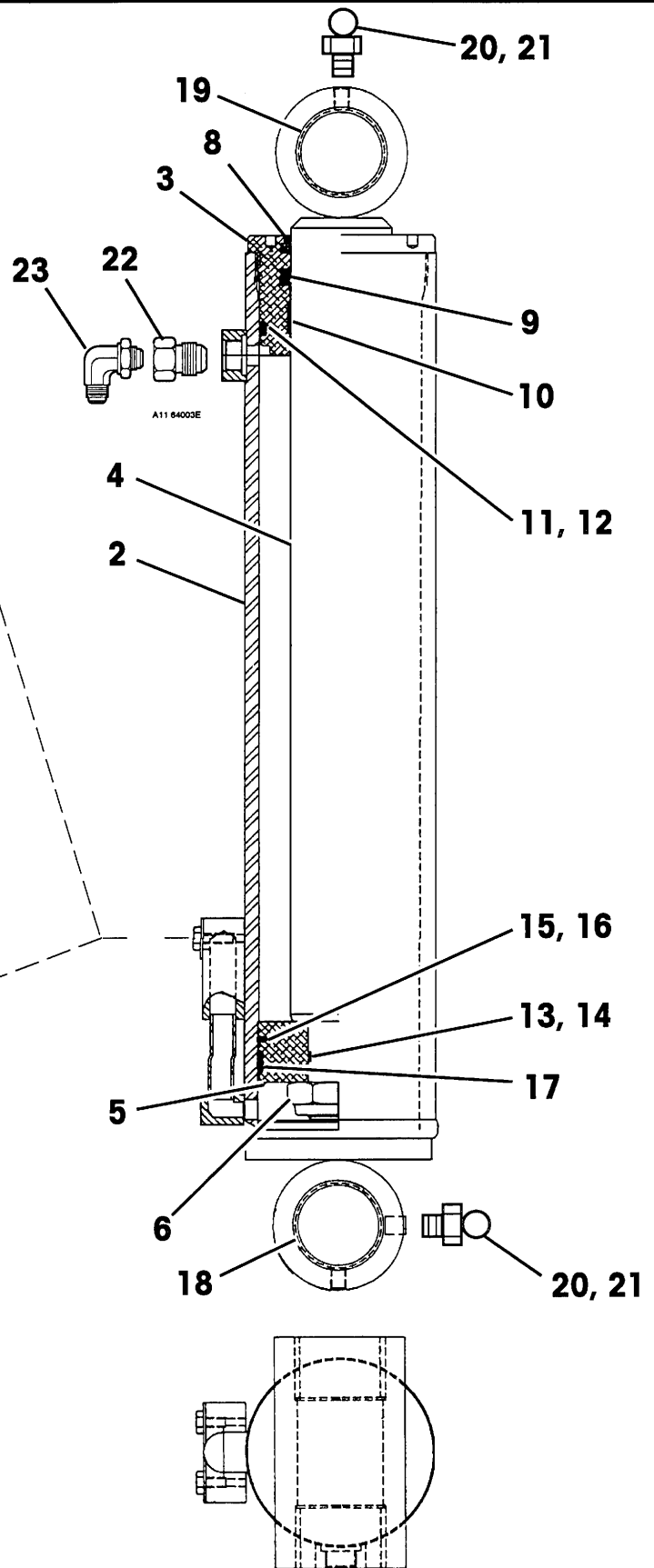
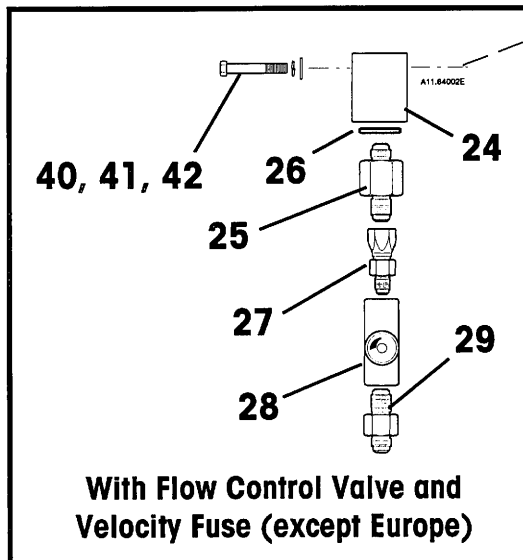
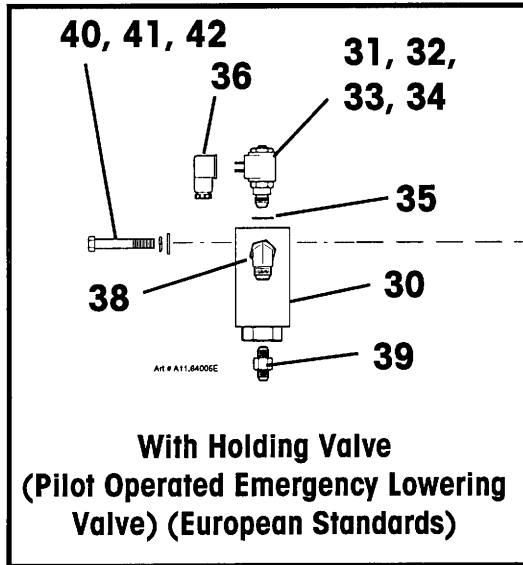
## PARTS LIST

ITEM	PART NO	SEE SECTION	DESCRIPTION	QTY.
1	04-037000		CYLINDER, LIFT ( <b>Note:</b> This cylinder can be identified by the Simon Aerials part number "04037000" and the cylinder serial number stamped near the rod end port.)	1
2	04-037005		CASE, CYLINDER	1
3			HEAD, CYLINDER	1
4			ROD, CYLINDER	1
5	04-037004		PISTON	1
6	04-037001		NUT, LOCK	1
7			SEAL KIT	1
8			WIPER, ROD	1
9			SEAL, ROD	1
10			RING, ROD WEAR	2
11			"O"-RING (Head)	1
12			RING, BACKUP	1
13			"O"-RING (Piston inner)	1
14			RING, BACKUP	2
15			"O"-RING (Piston outer)	1
16			SEAL, PISTON	1
17			RING, PISTON WEAR	2
18	04-037003		BUSHING (2-1/2" I.D., 2-7/8" O.D., 2-1/2" long) (base end)	2
19	04-037002		BUSHING (2" I.D., 2-1/4" O.D., 2" long) (rod end)	2
			The items on the following page <b>are not</b> included with the Lift Cylinder:	

TITLE **LIFT CYLINDER, FALCON 2548 OR 2570 (WITH LINK BOOM)**

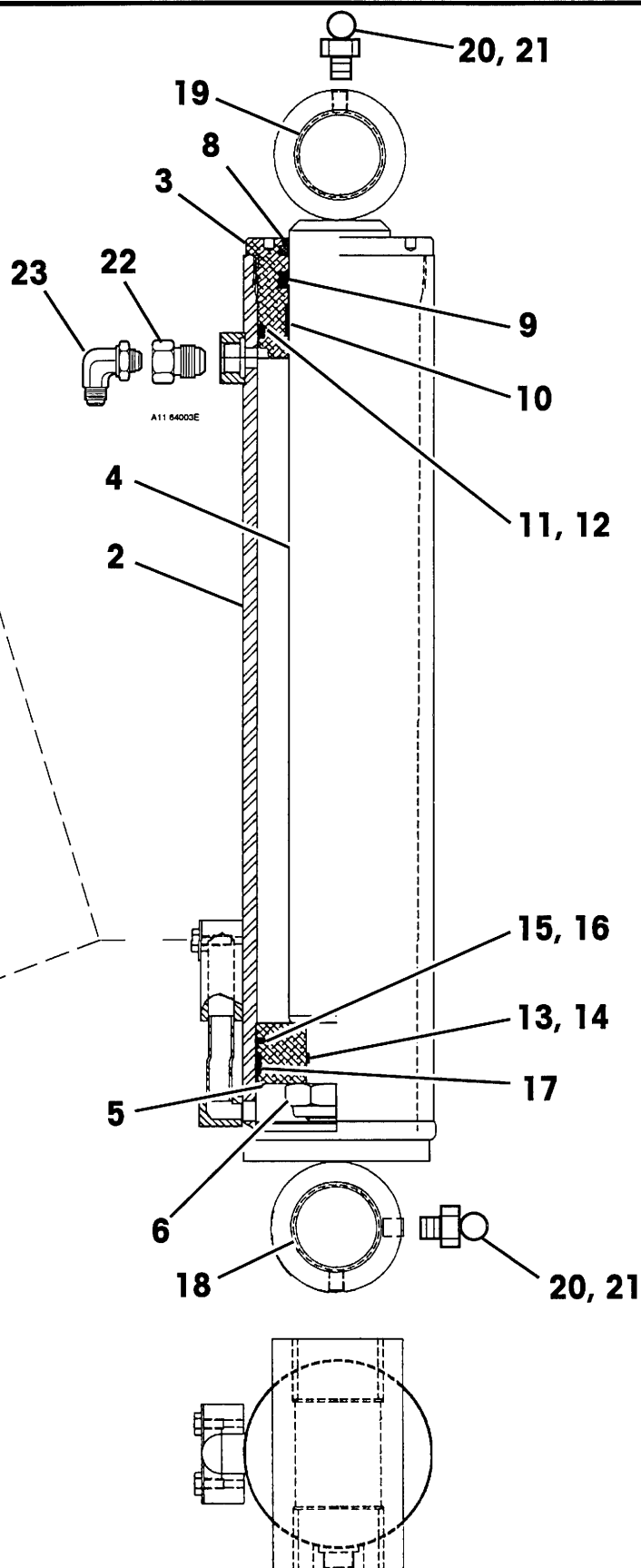
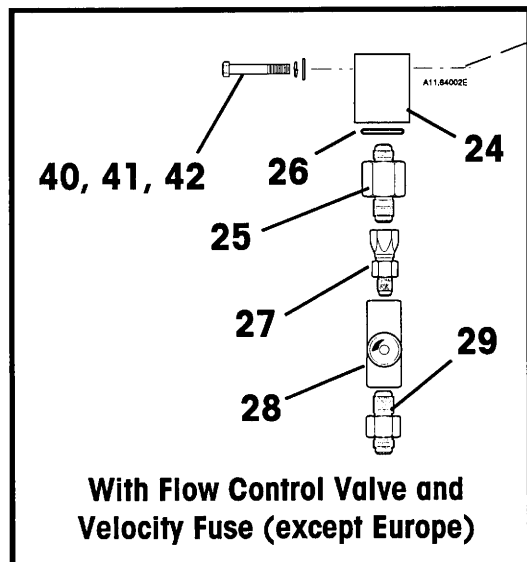
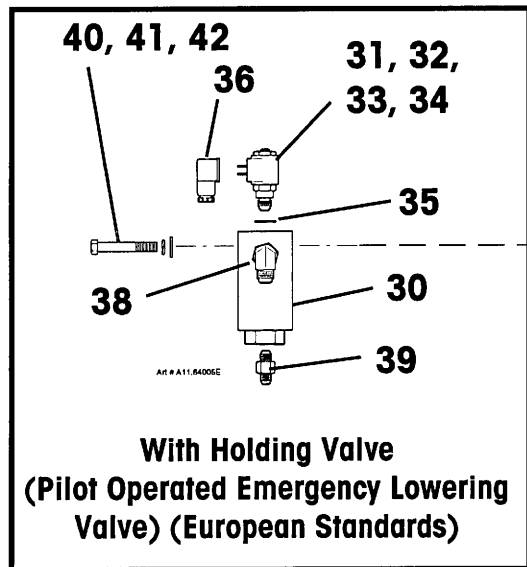
SECTION **11.** | PLATE NO. **64** | PAGE **01** | REV. **A** | DATED **07 JUN., 1996** | PART NO. **04-037000**

 Simon Aerials Inc.  
10600 West Brown Deer Road  
Milwaukee Wisconsin 53224 USA  
Parts Phone 1-800-47-SIMON  
24 Hr (Machine) 414-362-8280  
Fax 414-355-3172



PARTS LIST				
ITEM	PART NO	SEE SECTION	DESCRIPTION	QTY.
			The following items <b>are not</b> included with the Lift Cylinder:	
20	08-051300		FITTING, GREASE (1/8", 90°)	2
21	08-066300		CAP, GREASE FITTING (white plastic)	2
22	06-090500		REDUCER/ EXPANDER (8-4 F50 G5-S) (for earlier versions)	1
	06-304200		ADAPTER, "O"-RING TO 37° (8-4 F50X-S) (for later versions)	1
23	06-044300		90° ELBOW, "O"-RING TO 37° (4 C50X-S) (for earlier versions)	1
	06-003500		90° ELBOW, MALE 37° TO NPT (4 CTX-S) (for later versions)	1
24	01-110400		MANIFOLD, VELOCITY FUSE (for later versions)	1
25	01-226400		FUSE, VELOCITY (11.0 GPM [41.6 L/ min]) (later versions)	1
26	01-110401		"O"-RING	1
27	06-197700		MALE CONNECTOR, SWIVEL NUT (6 F6X-S)	1
28	01-101300		VALVE, FLOW CONTROL (two way)	1
29	06-000700		CONNECTOR, MALE 37° TO NPT (6 FTX-S)	1
30	231 2480		VALVE, HOLDING	
			(Pilot operated emergency lowering valve, 24 Volt DC)	1
31	01-097505		CARTRIDGE, HOLDING VALVE	1
32	01-097518		SEAL KIT, CARTRIDGE	1
33	01-097520		SCREEN (100 mesh)	1
34			COIL, HOLDING VALVE CARTRIDGE	1
	01-086805		12 Volt DC (included with valve)	
	01-097507		24 Volt DC (order separately if needed)	
35	01-221100		"O"-RING (.426 I.D. x .070" dia.)	1
36	01-222401		CONNECTOR, COIL	1
37	06-044500		90° ELBOW, "O"-RING TO 37° (6-4 C50X-S)	1
38	217 4040		ELBOW, ORIFICED (modified 4 C50X-S with .021" orifice)	1
39	06-039300		ADAPTER, "O"-RING TO 37° (4 F50X-S)	1
40	07-098500		CAP SCREW, HEX HEAD (1/4"-20 x 2", Grade 8)	2
41	07-065014		WASHER, HELICAL LOCK (1/4")	2
42	07-062014		WASHER, FLAT (1/4")	2
TITLE			LIFT CYLINDER, FALCON 2548 OR 2570 (WITH LINK BOOM)	
SECTION	11.	PLATE NO.	64	PAGE 02
REV.	A	DATED	07 JUN., 1996	PART NO. 04-037000





Simon Aerials Inc.  
10600 West Brown Deer Road  
Milwaukee Wisconsin 53224 USA  
Parts Phone 1-800-47-SIMON  
24 Hr (Machine) 414-362-8280  
Fax 414-355-3172

TITLE

LIFT CYLINDER, FALCON 2548 OR 2570 (WITH LINK BOOM)

PART  
NO.

04-037000

REV.

A

DATED

07 JUN., 1996

SECTION

11.

PLATE NO.

64

PAGE

02



## PARTS LIST

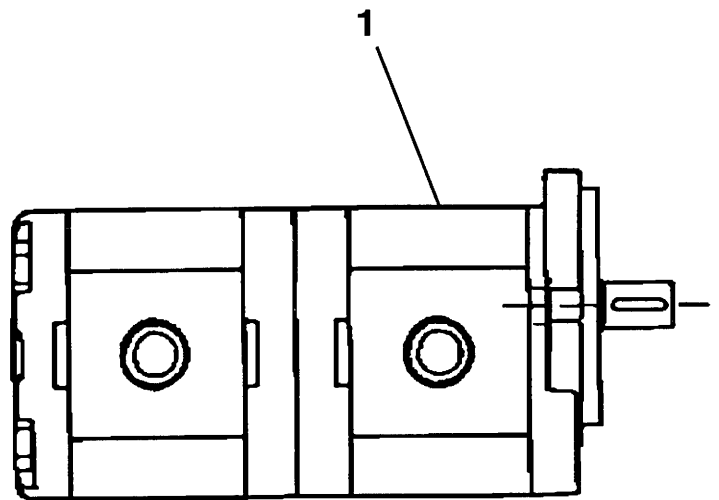
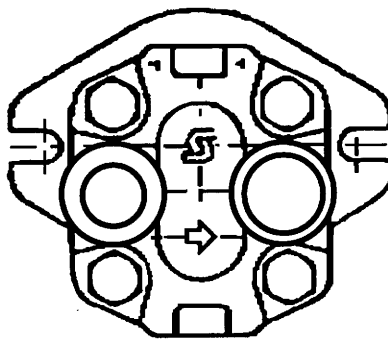
[illegible]

TITLE	TANDEM PUMP ASSEMBLY, FALCON 2570 (WITH LINK BOOM)
-------	--

<b>PLATE NO.</b>	<b>12.53</b>	<b>SIMON AERIALS INC.</b>	<b>NEW 09 OCT., 1995</b>
------------------	--------------	---------------------------	--------------------------

PART NO.	01-110500
----------	-----------

PART NO.	01-110500
----------	-----------



Art # A1252001S

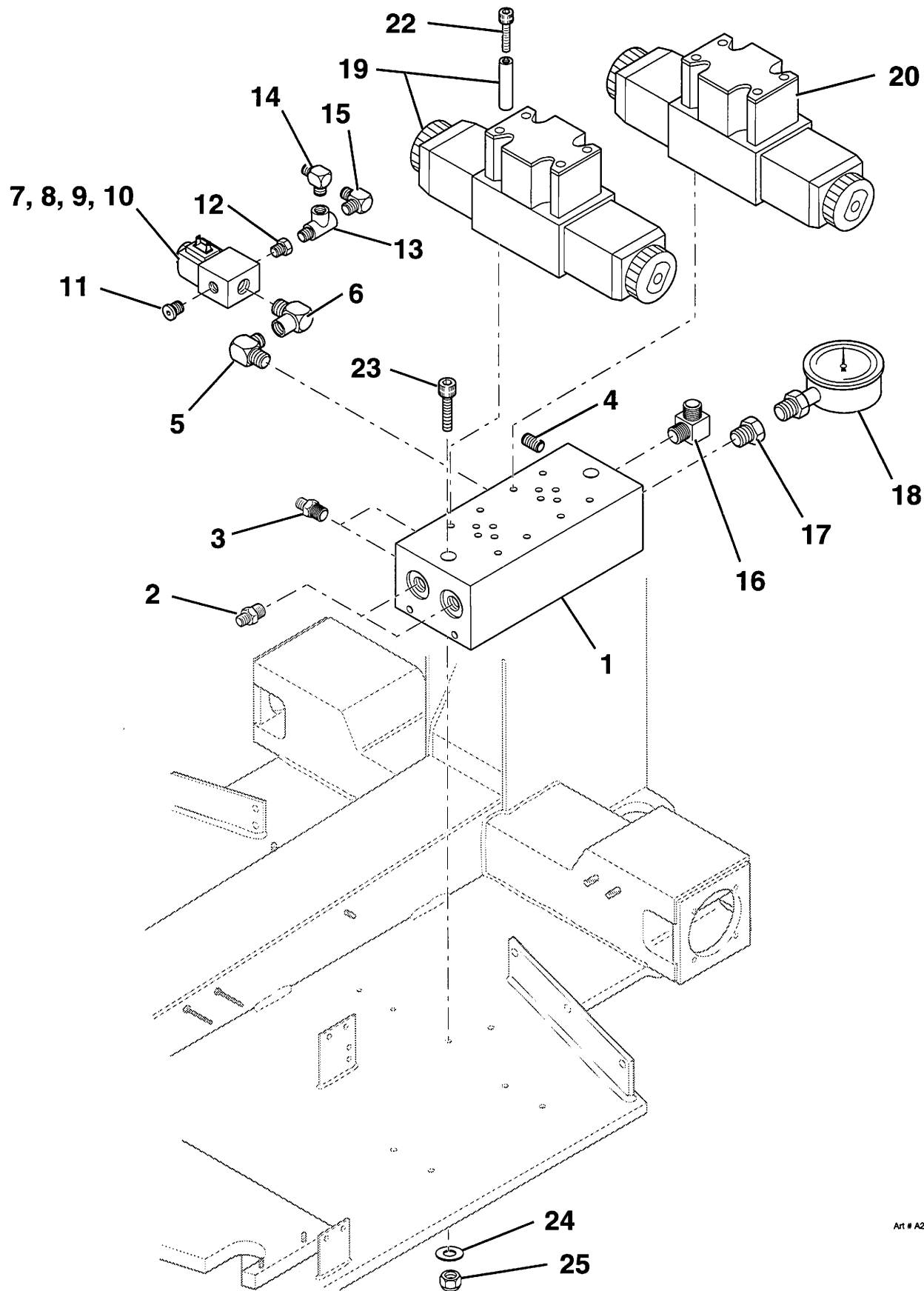
TITLE	TANDEM PUMP ASSEMBLY, FALCON 2570 (WITH LINK BOOM)		
SIMON AERIALS INC.	NEW 09 OCT., 1995	PART NO. 01-110500	PLATE NO. 12.53

## PARTS LIST

ITEM	PART NO	SEE SECTION	DESCRIPTION	QTY.
	354 3970	23. - -	MANIFOLD ASSEMBLY, TWO STAGE	1
1	16-101310		MANIFOLD, 2 STATION (Side ported)	1
2	06-001300		CONNECTOR, MALE 37° TO NPT (8-8 FTX-S)	2
3	06-000600		CONNECTOR, MALE 37° TO NPT (4-6 FTX-S)	2
4	11-303000		PLUG, SQUARE HEAD (#6)	1
5	06-082600		90° ELBOW, MALE PIPE THREAD (3/8 CR-S)	1
6	06-080400		90° STREET ELBOW (3/8 CD-S)	1
7	16-800328		VALVE, POPPET (Normally closed)	1
8			SEAL KIT, POPPET VALVE	1
9			CARTRIDGE, POPPET VALVE	1
10			COIL, POPPET VALVE	1
11	06-079900		PLUG, HEX SOCKET HEAD (3/8 HHP-S)	1
12	06-070700		REDUCER (3/8 x 1/4 PTR-S)	1
13	06-074700		STREET TEE (1/4 MRO-S)	1
14	06-003500		90° ELBOW, MALE 37° TO NPT (4-4 CTX-S)	1
15	06-003800		90° ELBOW, MALE 37° TO NPT (6 CTX-S)	1
16	06-216300		90° ELBOW, MALE 37° TO NPT (4-8 CTX-S)	1
17	06-217200		REDUCER (1/2 x 1/4 PTR-S)	1
18	01-021000		GAUGE, HYDRAULIC PRESSURE (0-4000 PSI [0-28,000 kPa]) (1/4 Male NPT)	1
19	01-109400		VALVE, DIRECTIONAL (Steer)	1
20	01-109300		VALVE, DIRECTIONAL (Lower)	1
21	03-041000		GRIP, CORD (Plastic, 1/2", with 3/8" to 7/16" seal)	2
22	07-008358		CAP SCREW, HEX SOCKET HEAD (#10-24 x 2")	8
23	07-003033		CAP SCREW, HEX HEAD (5/16"-18 x 3", Grade 5)	2
24	07-062015		WASHER, FLAT (5/16")	2
25	07-050015		NUT, HEX LOCK (5/16"-18, Grade 5)	2

**TITLE** MANIFOLD ASSEMBLY, FALCON 2570 (WITH LINK BOOM)

<b>PLATE NO.</b>	23.57	<b>SIMON AERIALS INC.</b>	NEW 28 SEP., 1995	<b>PART NO.</b>	354 3970
------------------	-------	---------------------------	-------------------	-----------------	----------



Art # A23.57001E

**TITLE** MANIFOLD ASSEMBLY, FALCON 2570 (WITH LINK BOOM)

**SIMON AERIALS INC.**

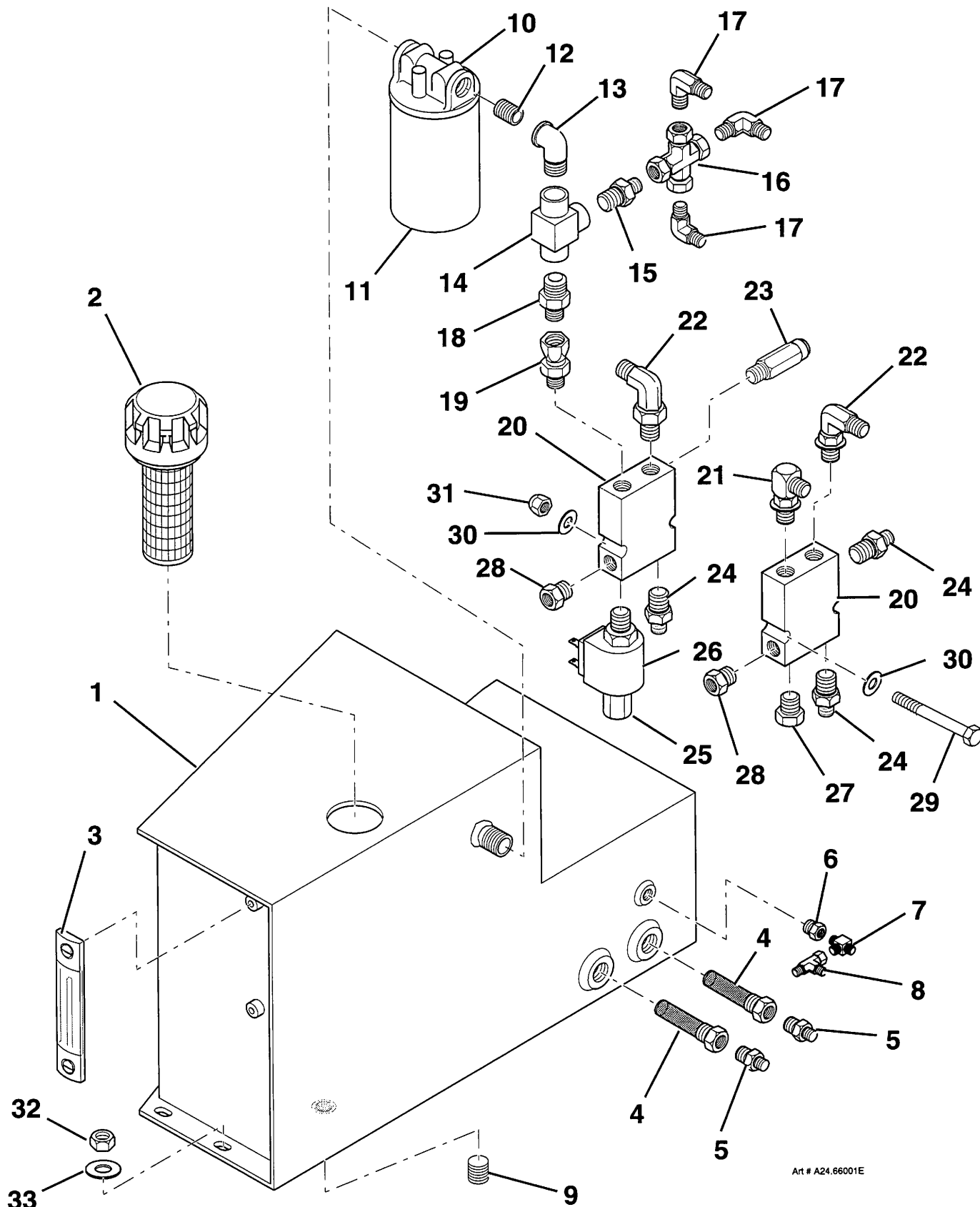
NEW 28 SEP., 1995

**PART NO.** 354 3970

**PLATE NO.** 23.57

PARTS LIST				
ITEM	PART NO	SEE SECTION	DESCRIPTION	QTY.
1	230 0130		TANK WELDMENT, HYDRAULIC (capacity 14 gal [53 L])	1
2	01-097800		CAP ASSEMBLY, HYDRAULIC TANK (includes filter, breather and strainer)	1
3	01-074100		GAUGE, FLUID LEVEL (with thermometer)	1
4	01-211200		STRAINER, SUCTION (100 mesh, 10 GPM)	2
5	06-001800		CONNECTOR, MALE 37° TO NPT (12 FTX-S)	2
6	06-305100		FITTING (8MP-6FP)	1
7	06-021000		UNION TEE, 37° MALE (6 JTX-S)	1
8	06-054500		RUN TEE, 37° FEMALE SWIVEL NUT (6 R6X-S)	1
9	06-079600		PLUG, HEX SOCKET HEAD NPT (1/2 HHP-S)	1
10	01-081500		FILTER ASSEMBLY, HYDRAULIC RETURN	1
11	01-081501		ELEMENT, FILTER (10 micron, 18 GPM)	1
12	11-020018		CLOSE NIPPLE (3/4" NPT x 1-3/8" long)	1
13	11-300800		90° STREET ELBOW (3/4" NPT)	1
14	06-216900		TEE, FEMALE PIPE (3/4 MMO-S)	1
15	06-400000		NIPPLE, PIPE (3/4 FF-S)	1
16	06-400100		CROSS, FEMALE PIPE (3/4 KMMOO-S)	1
17	06-209400		90° ELBOW, MALE 37° TO NPT (8-12 CTX-S)	3
18	06-217000		NIPPLE, PIPE (3/4 x 1/2 FF-S)	1
19	06-400700		REDUCER/ EXPANDER (8-1/2 F5OG5-S)	1
20	01-110700		BLOCK, VALVE (Pump control)	2
21	06-044700		90° ELBOW, "O"-RING TO 37° (6-8 C5OX-S)	1
22	06-044800		90° ELBOW, "O"-RING TO 37° (8 C5OX-S)	2
23	01-205700		VALVE, CARTRIDGE RELIEF	1
24	06-040300		ADAPTER, "O"-RING TO 37° (8-10 F5OX-S)	3
25	01-112400		VALVE, CARTRIDGE (includes coil)	1
26	01-112401		COIL (12 Volt DC, marked "SV3-10-0-0-00")	1
27	06-095200		PLUG, HEX SOCKET "O"-RING (10 HP5ON-S)	1
28	06-095100		PLUG, HEX SOCKET "O"-RING (8 HP5ON-S)	2
29	07-003015		CAP SCREW, HEX HEAD (1/4"-20 x 3-1/2", Grade 5)	2
30	07-062014		WASHER, FLAT (1/4")	4
31	07-050014		NUT, LOCK (1/4"-20, Grade 5)	2
32	07-050014		NUT, HEX STOP (1/4"-20, Grade 5)	4
33	07-062014		WASHER, FLAT (1/4")	4
TITLE HYDRAULIC TANK, FALCON 2570 (WITH LINK BOOM)				
PLATE NO.	24.66	SIMON AERIALS INC.		PART NO. 354 3940
NEW 28 SEP., 1995				





Art # A24.66001E

TITLE HYDRAULIC TANK, FALCON 2570 (WITH LINK BOOM)

SIMON AERIALS INC.

NEW 28 SEP., 1995

PART NO.

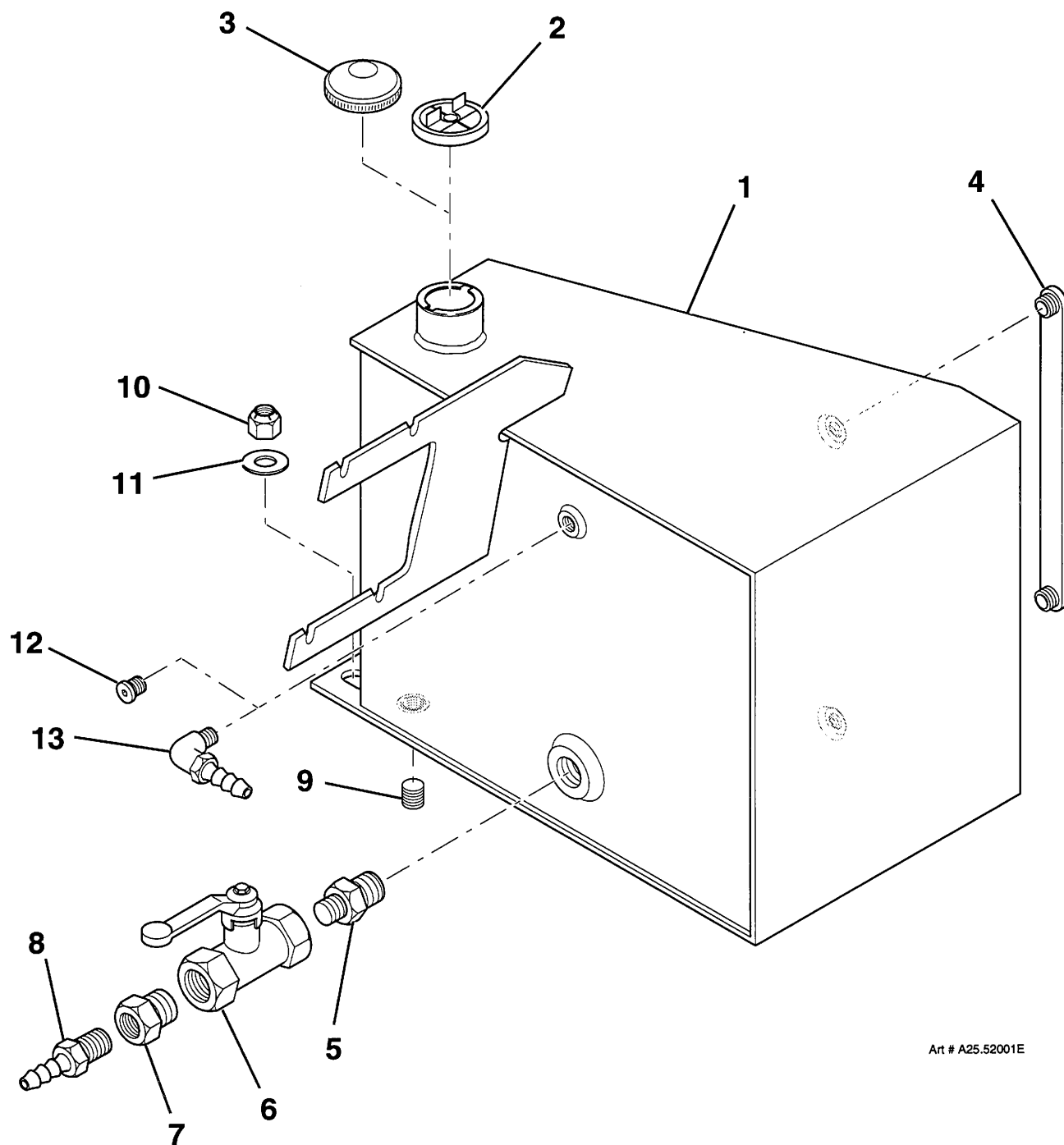
354 3940

PLATE NO.

24.66

[illegible]





Art # A25.52001E

TITLE

FUEL TANK, FALCON 2570 (WITH LINK BOOM)

**SIMON AERIALS INC.**

NEW 28 SEP., 1995

PART  
NO.

354 3660

PLATE  
NO.

25.52

## PARTS LIST

ITEM	PART NO	SEE SECTION	DESCRIPTION	QTY.
	01-205400		MOTOR ASSEMBLY (Motor identification tag reads "RE 32203100")	
1	01-205410		HOUSING (includes bearing)	1
2	01-205411		BEARING	1
3	01-205408		WASHER, THRUST	2
4	01-205409		BEARING, THRUST	1
5	01-205401		SEAL KIT	1
6			SEAL, SHAFT	1
7			TEFLON, BACKUP	1
8			RING, BACKUP	1
9			SEAL, HOUSING (high pressure)	1
10			SEAL, DUST	1
11			SEAL, BODY	3
12			SEAL, BODY	1
13	01-205406		BEARING	1
14	01-205407		SPACER, BEARING	1
15	01-205405		RING, RETAINING	1
16	01-205403		SHAFT (includes nut and key)	1
17	• 01-205402		KEY (5/16")	1
18	01-205404		NUT	1
19	01-205416		LINK, DRIVE (with spacer)	1
20	01-205417		SPACER, DRIVE LINK	1
21	01-205418		MANIFOLD	1
22	01-205412		BOOT, MANIFOLD	1
23	01-205419		ROTOR SET ASSEMBLY	1
24	01-205413		PLATE, BALANCE (includes ball checks)	1
25	01-205414		CHECK, BALL	3
26	01-205415		COVER, END	1
27	01-205421		PLATE, MOTOR IDENTIFICATION (with screws)	1
28	01-205420		BOLT SET (includes 7 bolts)	1

TITLE

WHEEL MOTOR ASSEMBLY

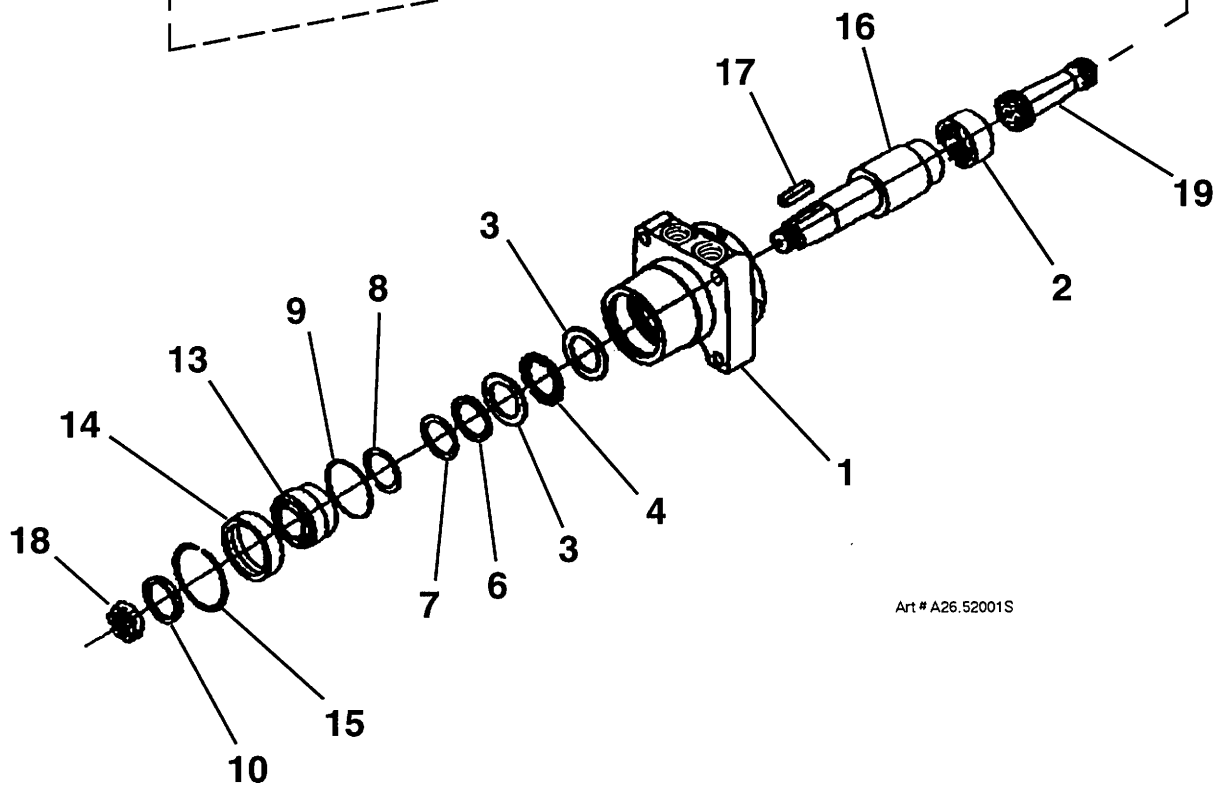
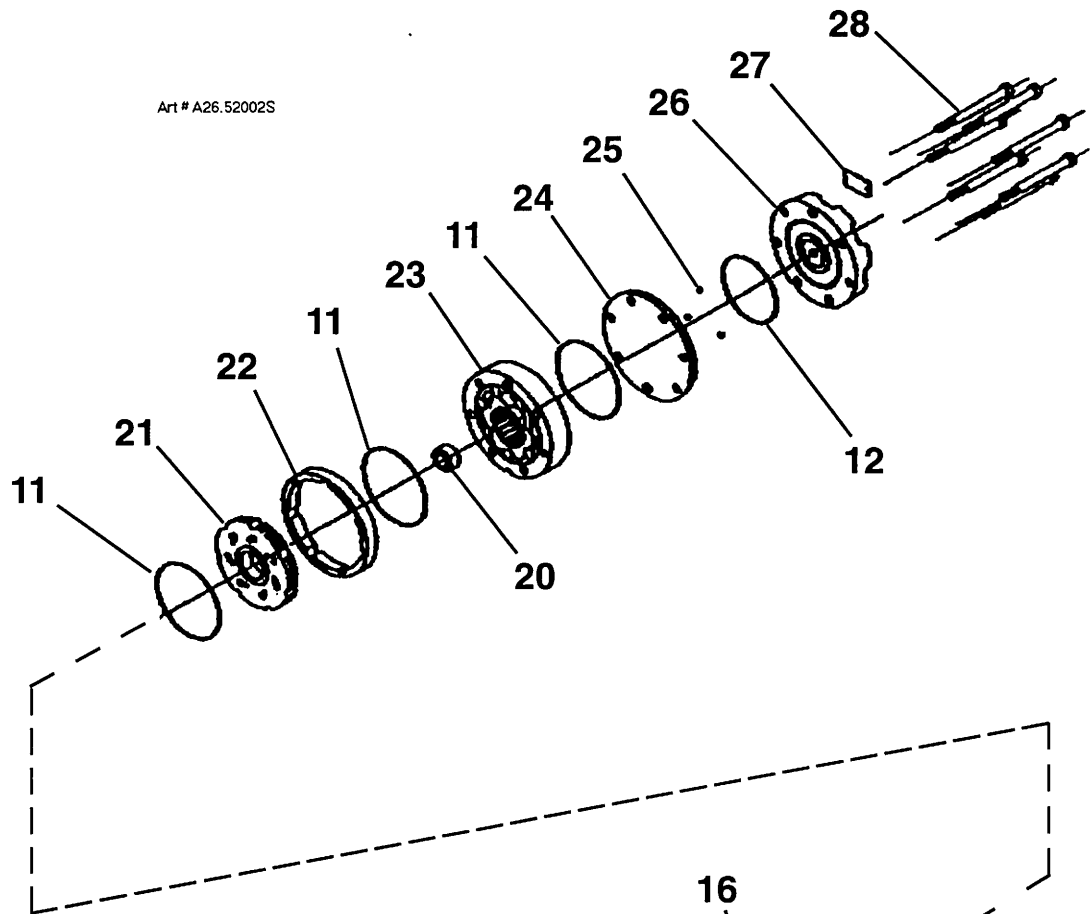
PLATE NO. 26.52

**SIMON AERIALS INC.**

REV. 03 MAY, 1993

PART NO. 01-205400

Art # A26.52002S



Art # A26.52001S

TITLE

WHEEL MOTOR ASSEMBLY

**SIMON AERIALS INC.**

REV. 03 MAY, 1993

PART NO. 01-205400

PLATE NO. 26.52

## PARTS LIST

ITEM	PART NO	SEE SECTION	DESCRIPTION	QTY.
	01-201600		MOTOR ASSEMBLY (Motor identification tag reads "RE 3208050")	
1			HOUSING	1
2			BEARING, ROLLER	1
3			BEARING, THRUST	2
4			SEAL KIT	1
5			SEAL, CARRIER	1
6			WASHER, THRUST	1
7			SEAL KIT	1
8			SEAL, HOUSING (high pressure)	1
9			RING, BACKUP	1
10			SEAL, SHAFT	1
11			SEAL, BACKUP	1
12			SHIM, BACKUP	1
13			RING, SNAP	1
14			SEAL, DUST	1
15			SEAL, BODY	3
16			SEAL, BODY	1
17			NUT	1
18			SHAFT	1
19			KEY	1
20			BEARING, ROLLER	1
21			LINK, DRIVE	1
22			MANIFOLD	1
23			BOOT, MANIFOLD	1
24			ROTOR SET ASSEMBLY	1
25			PLATE, BALANCE (includes ball checks)	1
26			CHECK, BALL (3/16")	4
27			COVER, END	1
28			PLATE, MOTOR IDENTIFICATION (with screws)	1
29			BOLT SET (includes 7 bolts)	1

TITLE

WHEEL MOTOR ASSEMBLY

PLATE  
NO.

26.57

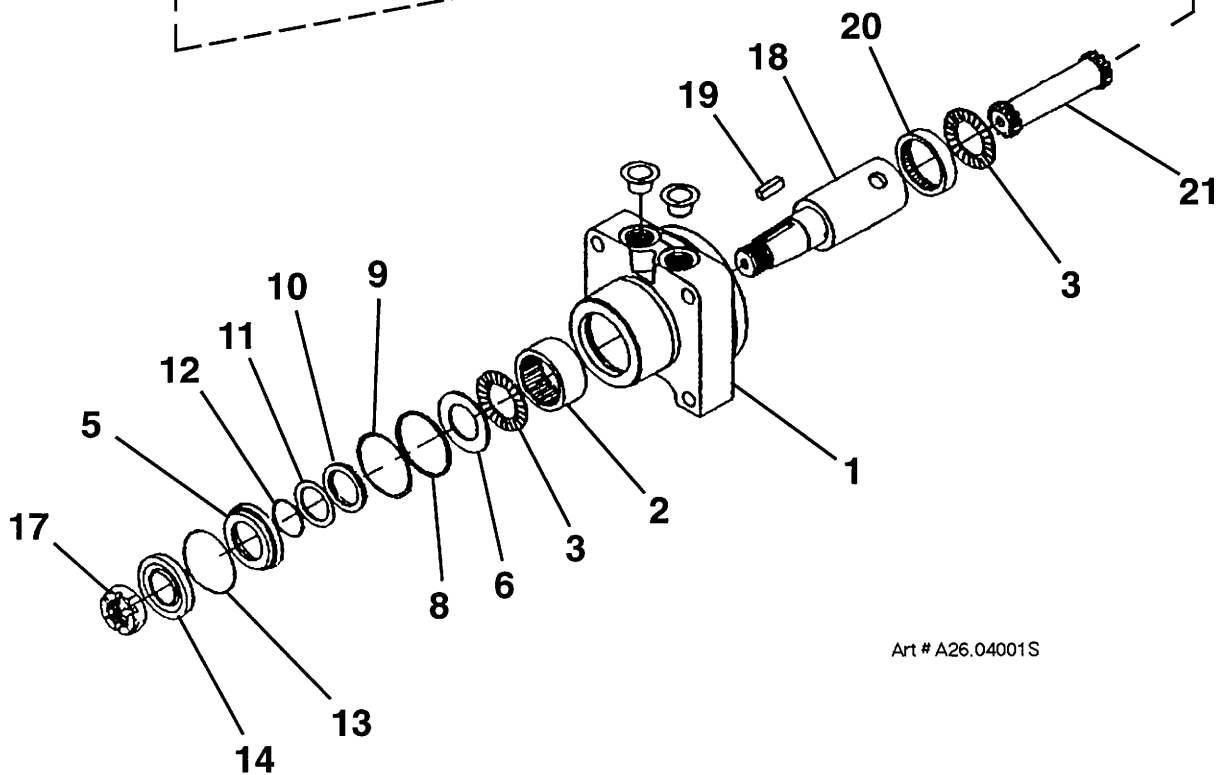
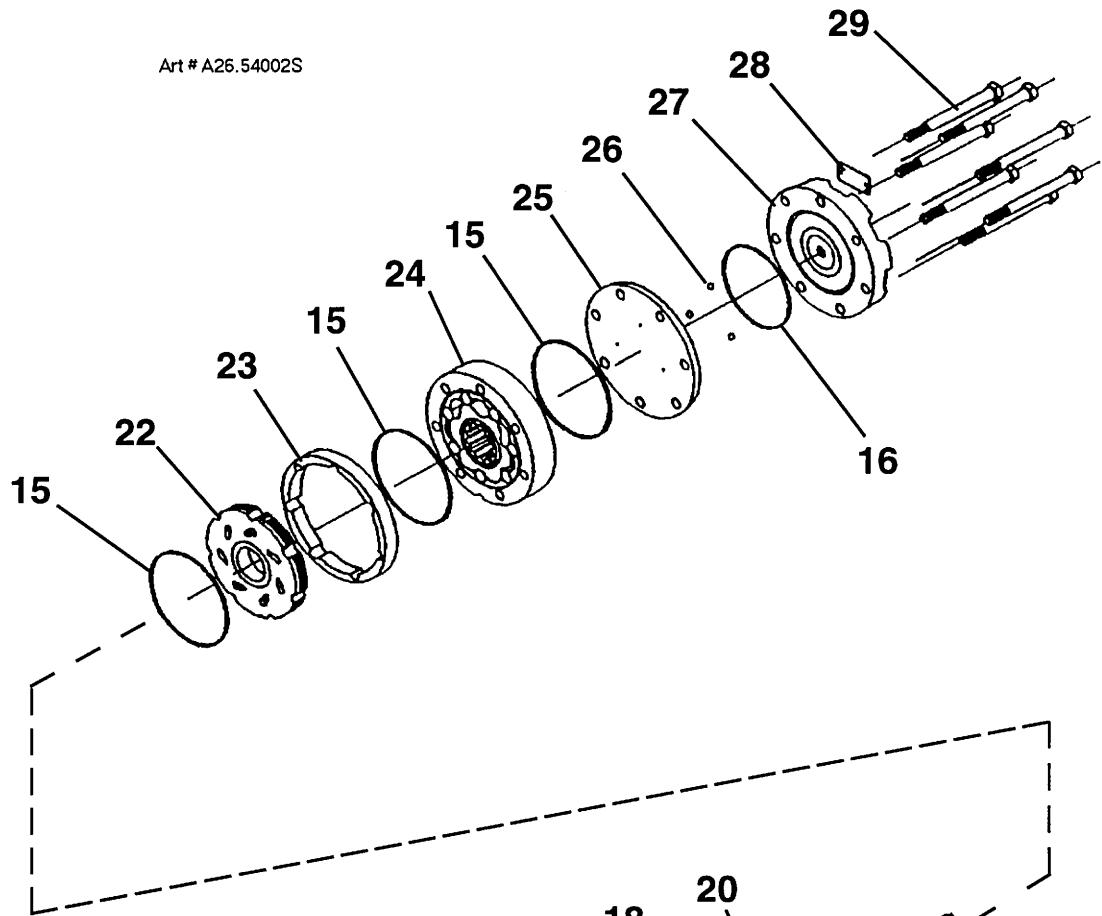
**SIMON AERIALS INC.**

NEW 09 OCT., 1995

PART  
NO.

01-108500

Art # A26.54002S



Art # A26.04001S

TITLE

WHEEL MOTOR ASSEMBLY

**SIMON AERIALS INC.**

NEW 09 OCT., 1995

PART  
NO.

01-108500

PLATE  
NO.

26.57

## PARTS LIST

ITEM	PART NO	SEE SECTION	DESCRIPTION	QTY.
1	354 3950		FLOW DIVIDER ASSEMBLY (Right hand)	1
2	01-018300		VALVE, FLOW DIVIDER	1
3			SEAL KIT, FLOW DIVIDER VALVE	2
4			CARTRIDGE, FLOW DIVIDER VALVE	2
5	06-209400		90° ELBOW, MALE 37° TO NPT (8-12 CTX-S)	2
6	06-217100		REDUCER (1/2 x 1 FG-S)	1
7	06-001300		CONNECTOR, MALE 37° TO NPT (8-8 FTX-S)	1
8	06-072900		FEMALE PIPE TEE (1/2 MMO-S)	1
9	07-062014		WASHER, FLAT (1/4")	8
10	07-050014		NUT, HEX LOCK (1/4"-20, Grade 5)	2
11	10-231500		CLAMP, LOOP (G-14, 7/8")	2
12	06-001000		CONNECTOR, MALE 37° TO NPT (6-8 FTX-S)	2
13	06-004400		90° ELBOW, MALE 37° TO NPT (8-8 CTX-S)	1
14	354 3960		FLOW DIVIDER ASSEMBLY (Left hand)	1
15	01-018300		VALVE, FLOW DIVIDER	1
16			SEAL KIT, FLOW DIVIDER VALVE	2
17			CARTRIDGE, FLOW DIVIDER VALVE	2
18	06-209400		90° ELBOW, MALE 37° TO NPT (8-12 CTX-S)	2
19	06-217100		REDUCER (1/2 x 1 FG-S)	1
20	06-077400		NIPPLE, PIPE THREAD (1/2 FF-S)	1
21	06-072900		FEMALE PIPE TEE (1/2 MMO-S)	1
22	06-001300		CONNECTOR, MALE 37° TO NPT (8-8 FTX-S)	2
23	07-062014		WASHER, FLAT (1/4")	8
24	07-050014		NUT, HEX LOCK (1/4"-20, Grade 5)	2
25	10-231500		CLAMP, LOOP (G-14, 7/8")	2
26	06-400500		CROSS, FEMALE PIPE (1/2 KMMOO-S)	1
27	06-001000		CONNECTOR, MALE 37° TO NPT (6-8 FTX-S)	2
28	06-004400		90° ELBOW, MALE 37° TO NPT (8-8 CTX-S)	2

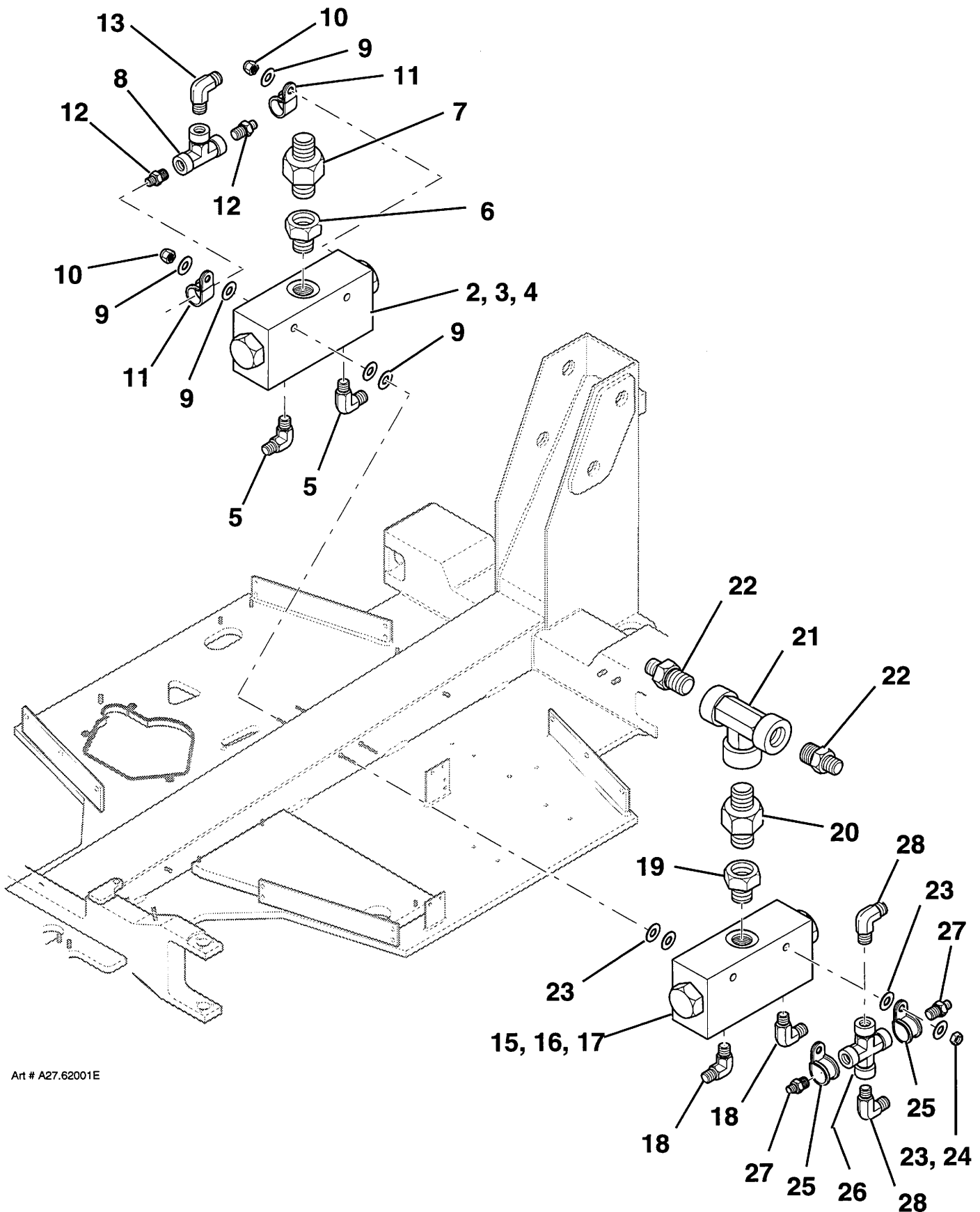
**TITLE** FLOW DIVIDER VALVES, FALCON 2570 (WITH LINK BOOM)

**PLATE NO.** 27.62 **SIMON AERIALS INC.**

NEW 28 SEP., 1995

**PART NO.**





TITLE FLOW DIVIDER VALVES, FALCON 2570 (WITH LINK BOOM)

**SIMON AERIALS INC.**

NEW 28 SEP., 1995

PART  
NO.

PLATE  
NO.

27.62



## PARTS LIST

ITEM	PART NO	SEE SECTION	DESCRIPTION	QTY.
	354 3980		MOTION CONTROL VALVE ASSEMBLY	1
1	01-012400		VALVE, MOTION CONTROL (with shuttle)	1
2	06-045000		90° ELBOW, "O"-RING TO 37° (8-10 C5OX-S)	1
3	06-040300		ADAPTER, "O"-RING TO 37° (8-10 F5OX-S)	1
4	06-304400		ADAPTER, "O"-RING TO FEMALE NPT (10-1/2 F5OG-S)	2
5	06-077400		REDUCER/ EXPANDER (LONG), PIPE THREAD (1/2 FF-S)	2
6	06-072900		FEMALE PIPE TEE (1/2 MMO-S)	2
7	06-001300		CONNECTOR, MALE 37° TO NPT (8-8 FTX-S)	2
8	06-000500		CONNECTOR, MALE 37° TO NPT (4-8 FTX-S)	2
9	06-044300		90° ELBOW, "O"-RING TO 37° (4 C5OX-S)	1
10	01-012800		VALVE, PRESSURE REDUCING (100 to 300 PSI [6.9 to 20.7 Bar], @ 10 GPM [37.9 L/ Min])	1
11			SEAL KIT, PRESSURE REDUCING VALVE	1
12			CARTRIDGE, PRESSURE REDUCING VALVE	1
13	06-044600		90° ELBOW, "O"-RING TO 37° (6 C5OX-S)	1
14	06-039600		ADAPTER, "O"-RING TO 37° (4-8 F5OX-S)	1
15	06-086600		ADAPTER, "O"-RING TO FEMALE NPT (8-1/4 F5OG-S)	1
16	06-076900		REDUCER/ EXPANDER (LONG), PIPE THREAD (1/4 FF-S)	1
17	01-101400		VALVE, FLOW CONTROL (One way. Note direction of flow.)	1
18	06-074700		STREET TEE (1/4 MRO-S)	1
19	06-000400		CONNECTOR, MALE 37° TO NPT (4-4 FTX-S)	1
20	24-100842		FITTING, CHECK POINT (PD 343)	1
21	07-003017		CAP SCREW, HEX HEAD (1/4"-20 x 4", Grade 5)	1
22	07-062014		WASHER, FLAT (1/4")	6
23	07-050014		NUT, LOCK (1/4"-20, Grade 5)	2
24	07-003012		CAP SCREW, HEX HEAD (1/4"-20 x 3", Grade 5)	1

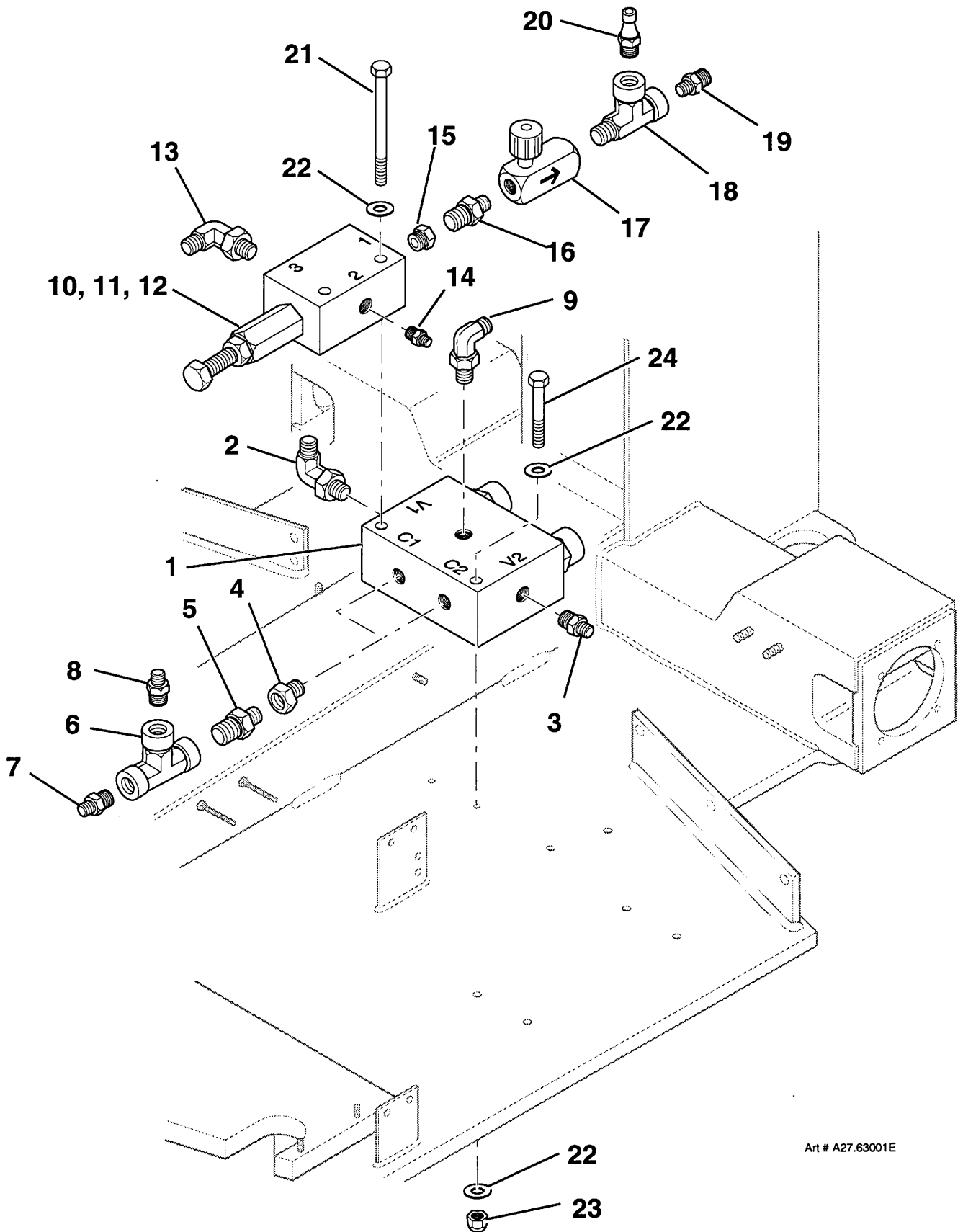
**TITLE** MOTION CONTROL VALVE, FALCON 2570 (WITH LINK BOOM)

**PLATE NO.** 27.63

**SIMON AERIALS INC.**

NEW 28 SEP., 1995

**PART NO.** 354 3980



Art # A27.63001E

**TITLE** MOTION CONTROL VALVE, FALCON 2570 (WITH LINK BOOM)

**SIMON AERIALS INC.**

NEW 28 SEP., 1995

**PART NO.** 354 3980

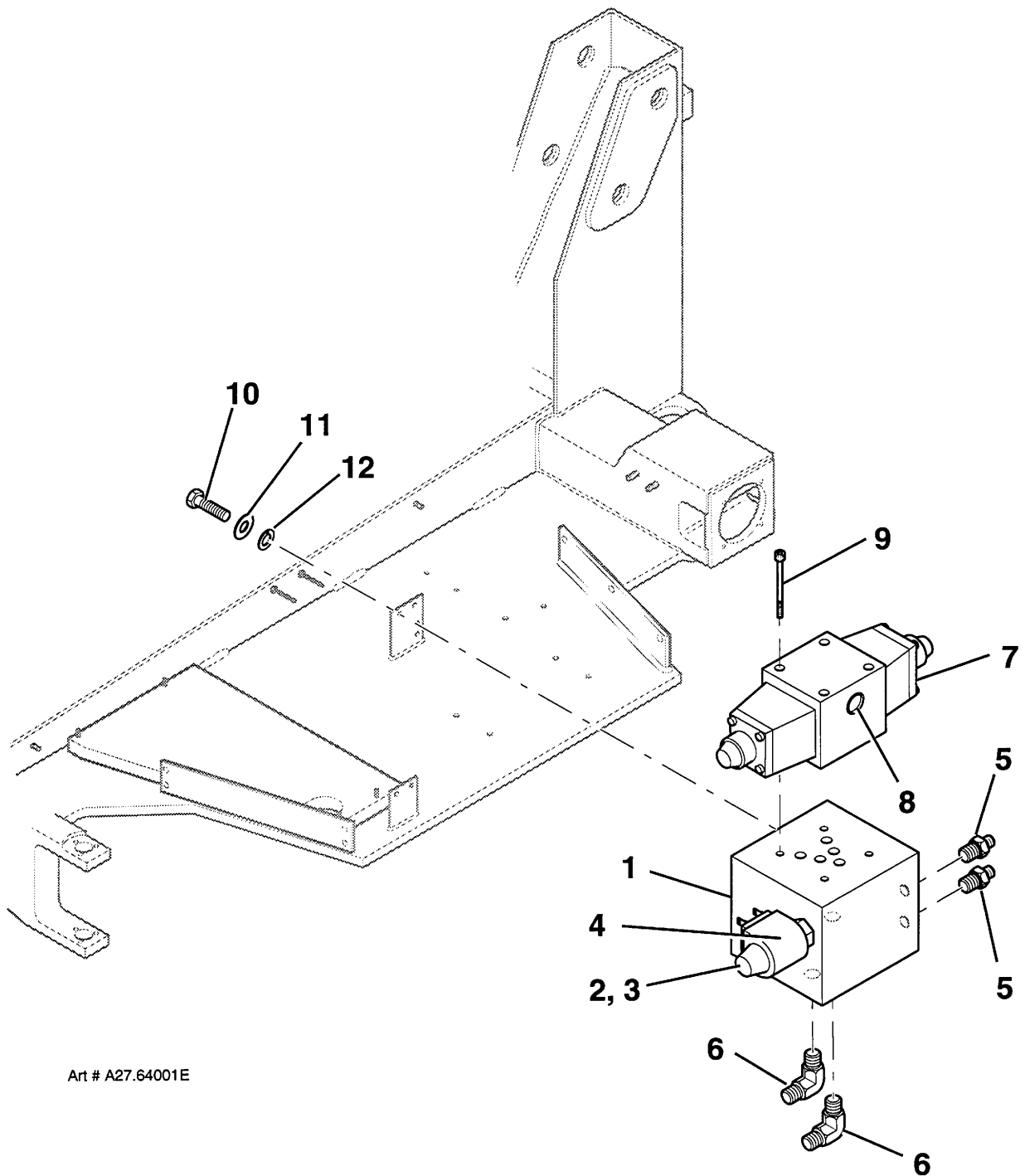
**PLATE NO.** 27.63

[illegible]

# SIMON AERIALS INC.

NEW 28 SEP., 1995

**PART NO.** 354 3990



TITLE PROPORTIONAL VALVE ASSEMBLY, FALCON 2570 (WITH LINK BOOM)

**SIMON AERIALS INC.**

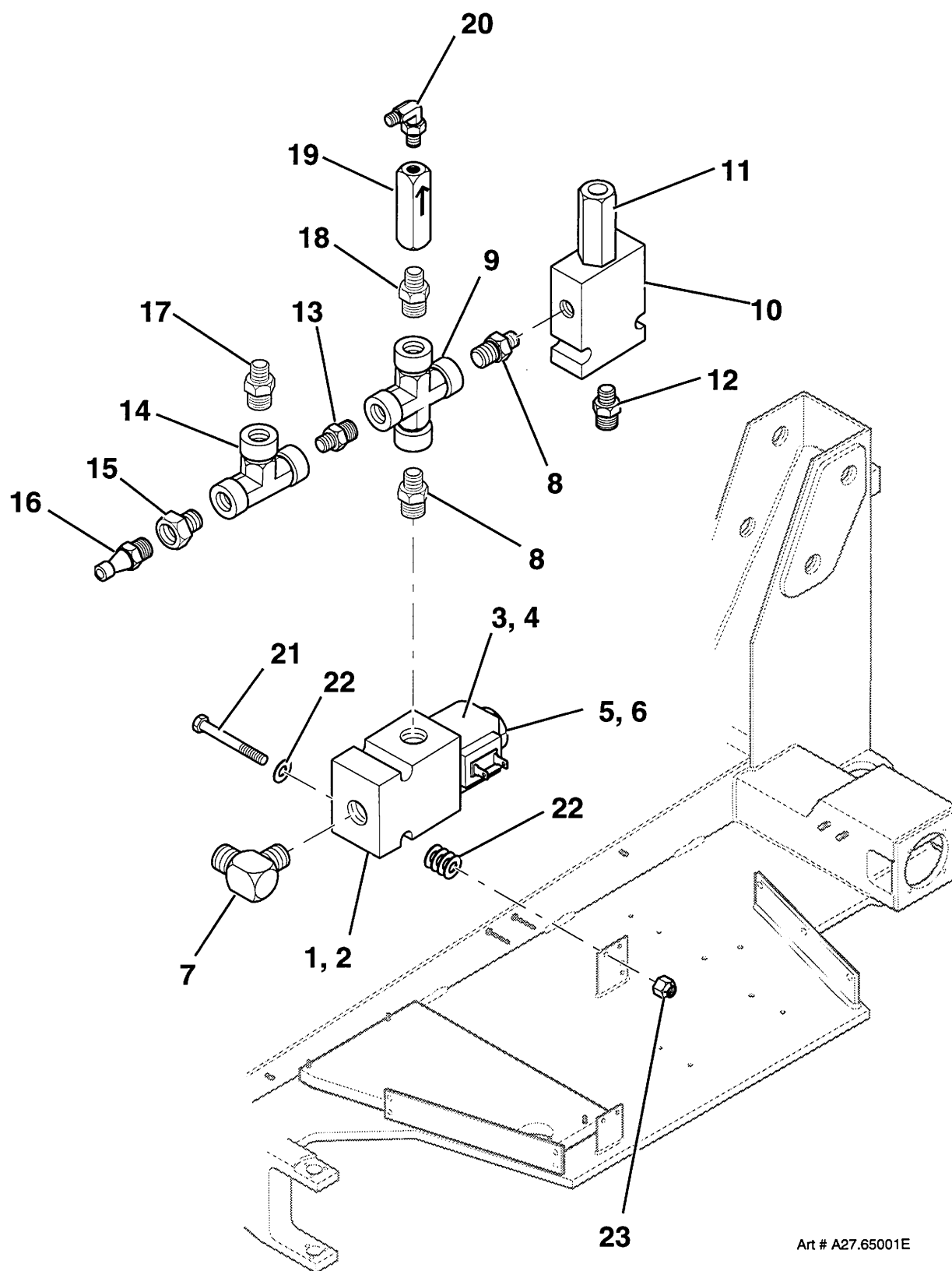
NEW 28 SEP., 1995

PART NO. 354 3990

PLATE NO. 27.64



PARTS LIST				
ITEM	PART NO	SEE SECTION	DESCRIPTION	QTY.
1	01-105801		VALVE, CONTROL	1
2	01-105800		BLOCK, CONTROL VALVE	1
3	01-112400		CARTRIDGE AND COIL ASSEMBLY	1
4			COIL	1
5			CARTRIDGE	1
6			SEAL KIT	1
7	06-003800		90° ELBOW, MALE 37° TO NPT (6 CTX-S)	1
8	06-216500		NIPPLE, PIPE THREAD (3/8 x 1/4 FF-S)	2
9	06-300100		CROSS, FEMALE PIPE (3/8 KMMOO-S)	1
10	01-105800		BLOCK, CONTROL VALVE	1
11	01-205700		VALVE, RELIEF	1
12	06-000700		CONNECTOR, MALE 37° TO NPT (6 FTX-S)	1
13	06-193300		NIPPLE, PIPE THREAD (3/8 FF-S)	1
14	06-072800		FEMALE PIPE TEE (3/8 MMO-S)	1
15	06-070700		REDUCER (3/8 x 1/4 PTR-S)	1
16	24-100842		FITTING, CHECK POINT (PD 343)	1
17	06-001100		CONNECTOR, MALE 37° TO NPT (8 FTX-S)	1
18	06-400300		ADAPTER, MALE (6MP-6MB)	1
19	01-020800		VALVE, CHECK (Note direction of flow)	1
20	06-044600		90° ELBOW, STRAIGHT THREAD (6 C50X-S)	1
21	07-003011		CAP SCREW, HEX HEAD (1/4"-20 x 2-1/2", Grade 5)	2
22	07-062014		WASHER, FLAT (1/4")	10
23	07-050014		NUT, LOCK (1/4"-20, Grade 5)	2
TITLE PRESSURE/ RETURN VALVE, FALCON 2570 (WITH LINK BOOM)				
PLATE NO.	27.65	SIMON AERIALS INC.		PART NO. 354 3630
NEW 28 SEP., 1995				



Art # A27.65001E

TITLE PRESSURE/ RETURN VALVE, FALCON 2570 (WITH LINK BOOM)

**SIMON AERIALS INC.**

NEW 28 SEP., 1995

PART NO. 354 3630

PLATE NO. 27.65

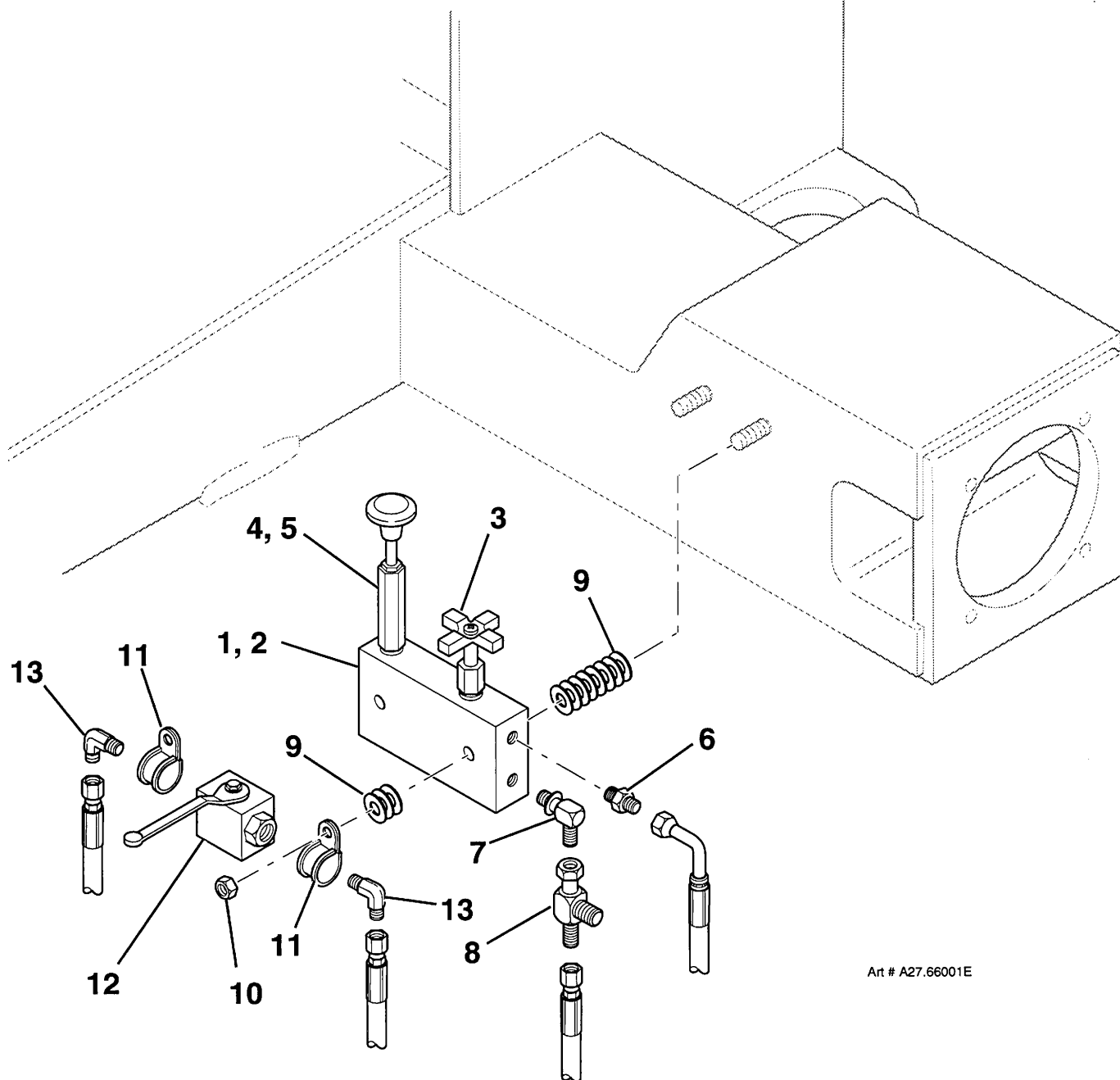
[illegible]

# SIMON AERIALS INC.

NEW 28 SEP., 1995

**PART NO.** 354 4320





Art # A27.66001E

TITLE BRAKE RELEASE VALVE ASSEMBLY, FALCON 2570 (WITH LINK BOOM)

**SIMON AERIALS INC.**

NEW 28 SEP., 1995

PART  
NO.

354 4320

PLATE  
NO.

27.66

## PARTS LIST

ITEM	PART NO	SEE SECTION	DESCRIPTION	QTY.
1			DECAL KIT, FALCON 2570 (Not available. Order decals individually.)	1
2	10-130600		DECAL, "DANGER" (Hazard listing at ground controls)	1
3	10-130500		DECAL, "DANGER" (Hazard listing at platform controls)	1
4	10-150700		DECAL, "DANGER" (Electrocution . . .)	2
5	10-130300		DECAL, "DANGER" (Pinch point)	4
6	10-151300		DECAL, "HYDRAULIC FLUID ONLY"	1
7	10-117900		DECAL, "GASOLINE ONLY"	1
	10-151100		DECAL, "DIESEL FUEL ONLY" (with optional Diesel engine)	1
8	47-100321		DECAL, "EMERGENCY LOWERING VALVES . . ."	1
9	10-156100		DECAL, "BRAKE PUMP; BRAKE VALVE; MOTOR RELEASE VALVE" (3 decals on tear off sheet)	1
10	10-144500		DECAL, "MANUAL BRAKE RELEASE . . ."	1
11	10-209400		DECAL, "TIGHTEN LUG NUTS TO 90 FT./ LBS."	1
12	10-124300		DECAL, GROUND CONTROL	1
13	10-265500		DECAL, 20 POSITION TERMINAL STRIP (inside box)	2
14	10-231700		DECAL, "ENGINE, CHOKE/ SPEED" (for fuel powered units)	1
15			DECAL, "PLATFORM CAPACITY (large) 1250 LBS . . . 4 OCCUPANTS" ( <b>without</b> rollout deck) 1000 LBS . . . 4 OCCUPANTS" ( <b>with</b> rollout deck)	1
16			DECAL, "PLATFORM CAPACITY (small) 1250 LBS (560 KG)" ( <b>without</b> rollout deck) 1000 LBS (450 KG)" ( <b>with</b> rollout deck)	1
	10-149200			
	10-148900			
17	10-142600		DECAL, "PLATFORM EXTENSION CAPACITY 250 LBS (110 KG)" ( <b>with</b> rollout deck)	1
18	10-139800		DECAL, "OPERATOR'S MANUAL ENCLOSED"	1
19	10-083000		DECAL, "SIMON" NAME (4" [102 mm] high, black)	3
20	10-129300		DECAL, "FALCON" NAME	2
21	10-129600		DECAL, MODEL "2570"	2
22	10-131900		DECAL, SIMON "S" LOGO (Orange/ Gray, 9" [229 mm] wide x 13-1/2" [343 mm] high)	1
23	10-121600		DECAL, "MADE IN U.S.A."	1
24	10-126800		DECAL, STRIPING ([4] Orange stripes, 3-3/4" [95 mm] wide) (Bulk item, order as needed. 30 Ft [9.1 M] needed here.)	A.R.
25	10-069900		TAPE, SAFETY STRIPE (Yellow/ Black diagonal stripe) (2" [51 mm] wide x 36 Yd [33 M] long roll)	A.R.

TITLE

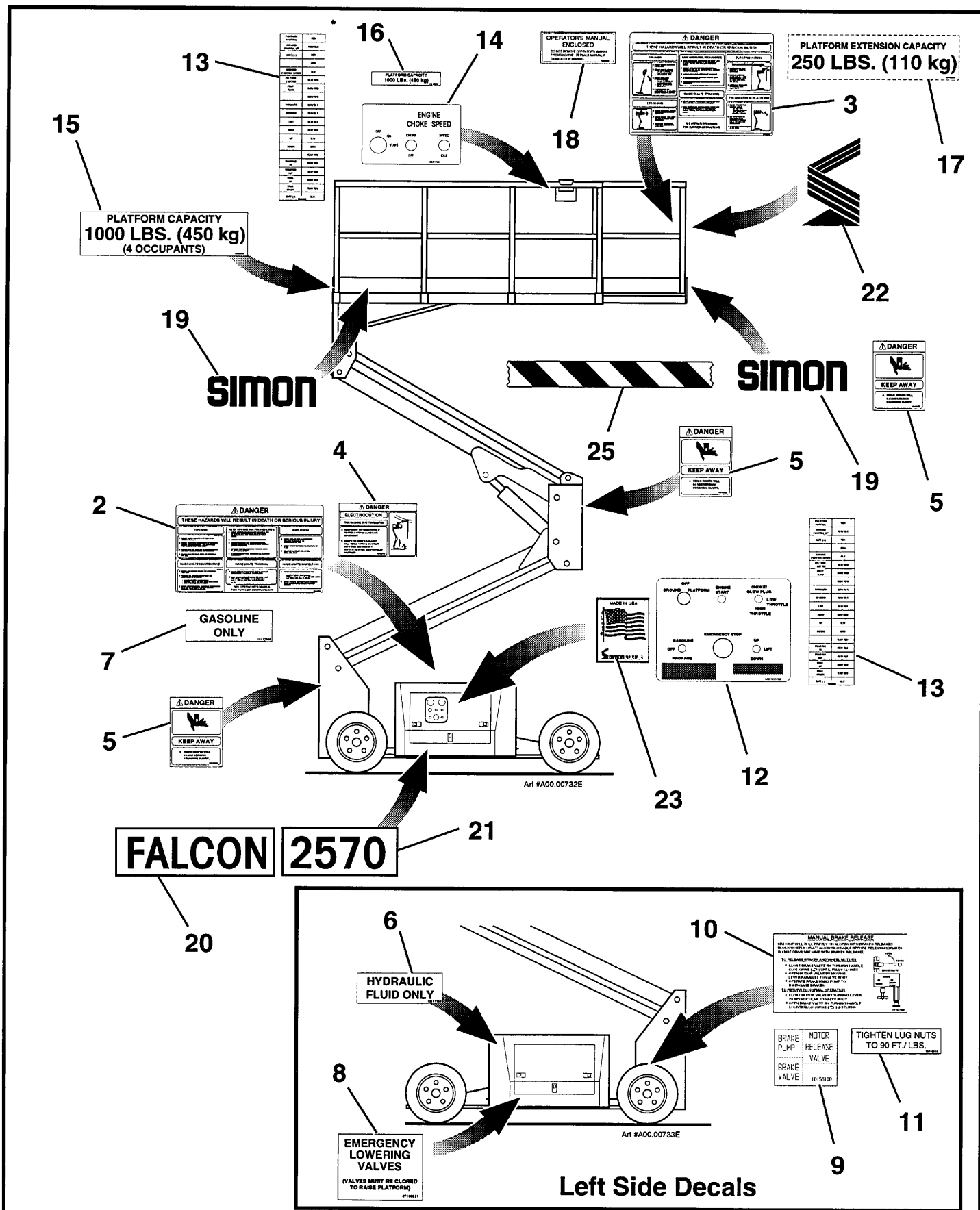
DECALS, FALCON 2570 (WITH LINK BOOM)

PLATE NO. 99.76

**SIMON AERIALS INC.**

NEW 12 OCT., 1995

PART NO.



TITLE

DECALS, FALCON 2570 (WITH LINK BOOM)

SIMON AERIALS INC.

NEW 12 OCT., 1995

PART  
NO.

PLATE  
NO. 99.76